



Infrastructure Planning Office

Economic Research

City of Winnipeg Indigenous Peoples Highlights

2016 Canadian Census

September 2018

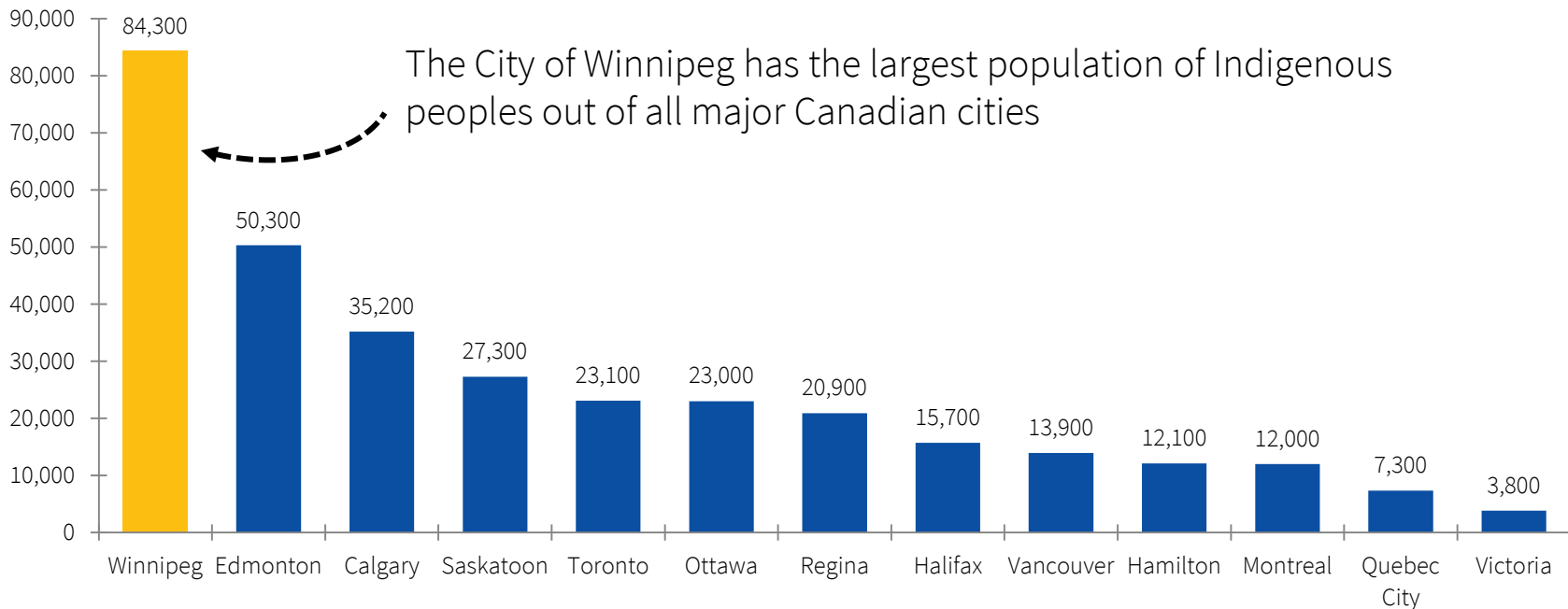
Indigenous Peoples Highlights

2016 Canadian Census

- Based on data from the 2016 Canadian Census, there are a total of 1,673,785 Indigenous peoples in Canada, representing 4.9% of the total population
- Of major cities in Canada, the City of Winnipeg has the largest Indigenous population. The cities of Winnipeg, Regina, and Saskatoon have a similar proportion of Indigenous Peoples
- 84,305 Indigenous peoples reside in the City of Winnipeg, representing 12.2% of the population
- In Winnipeg, 54% of Indigenous people identify as Métis, 44% identify as First nations, and 2% identify as multiple, Inuit, or other
- 18% of Manitobans identify as Indigenous and 38% of Indigenous Manitobans reside in the City of Winnipeg

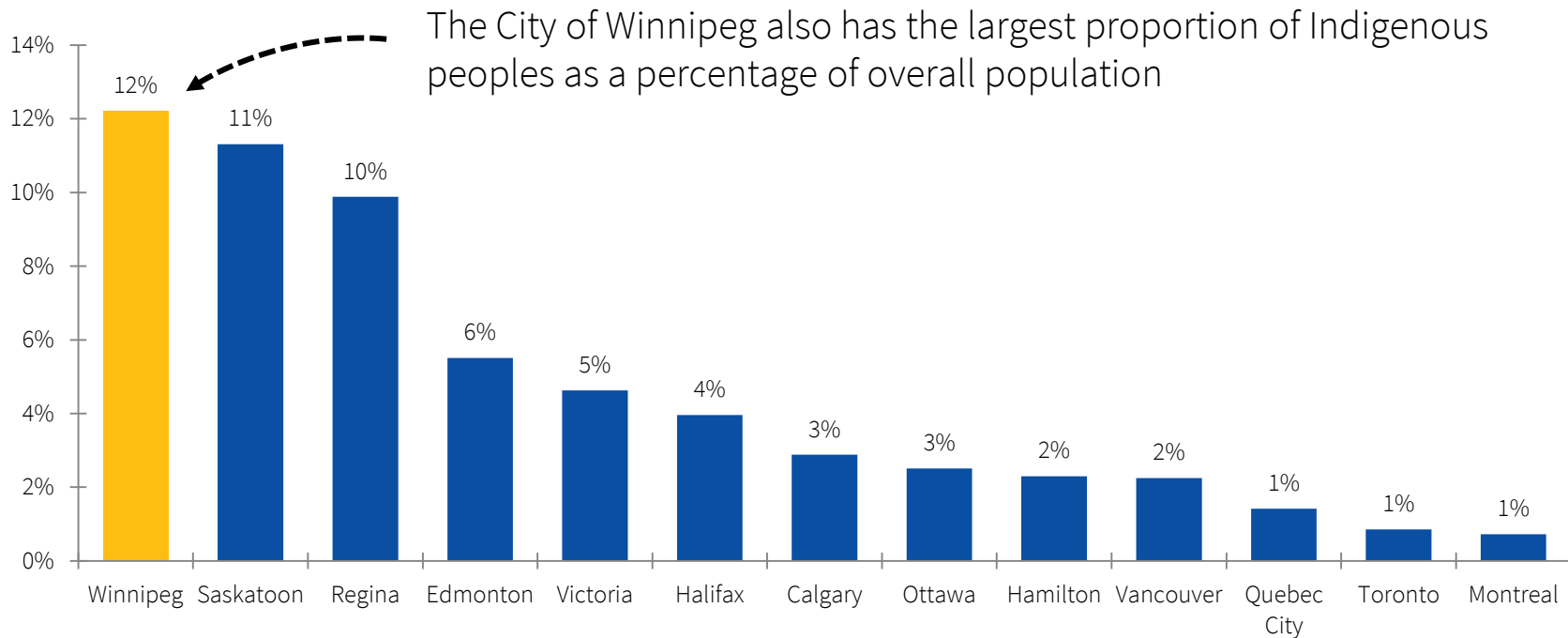
Number of Indigenous Peoples in Cities

2016 Canadian Census



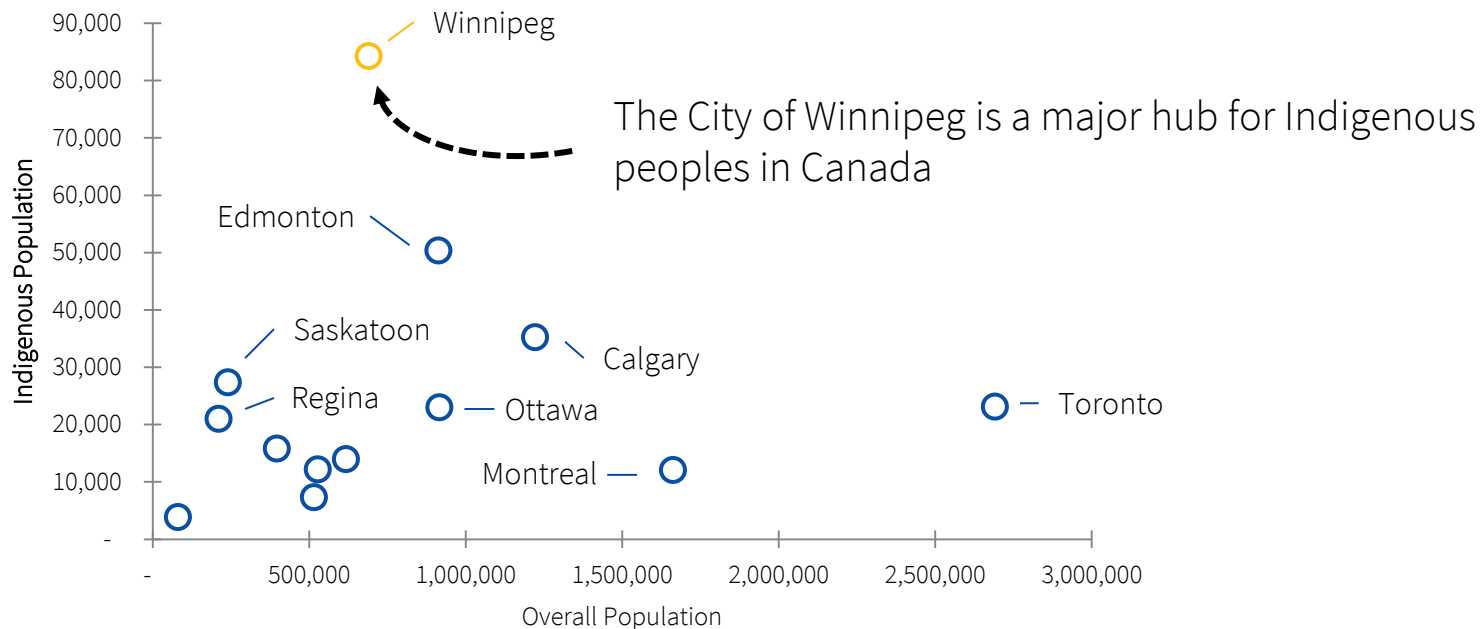
Percentage of Indigenous Peoples in Cities

2016 Canadian Census



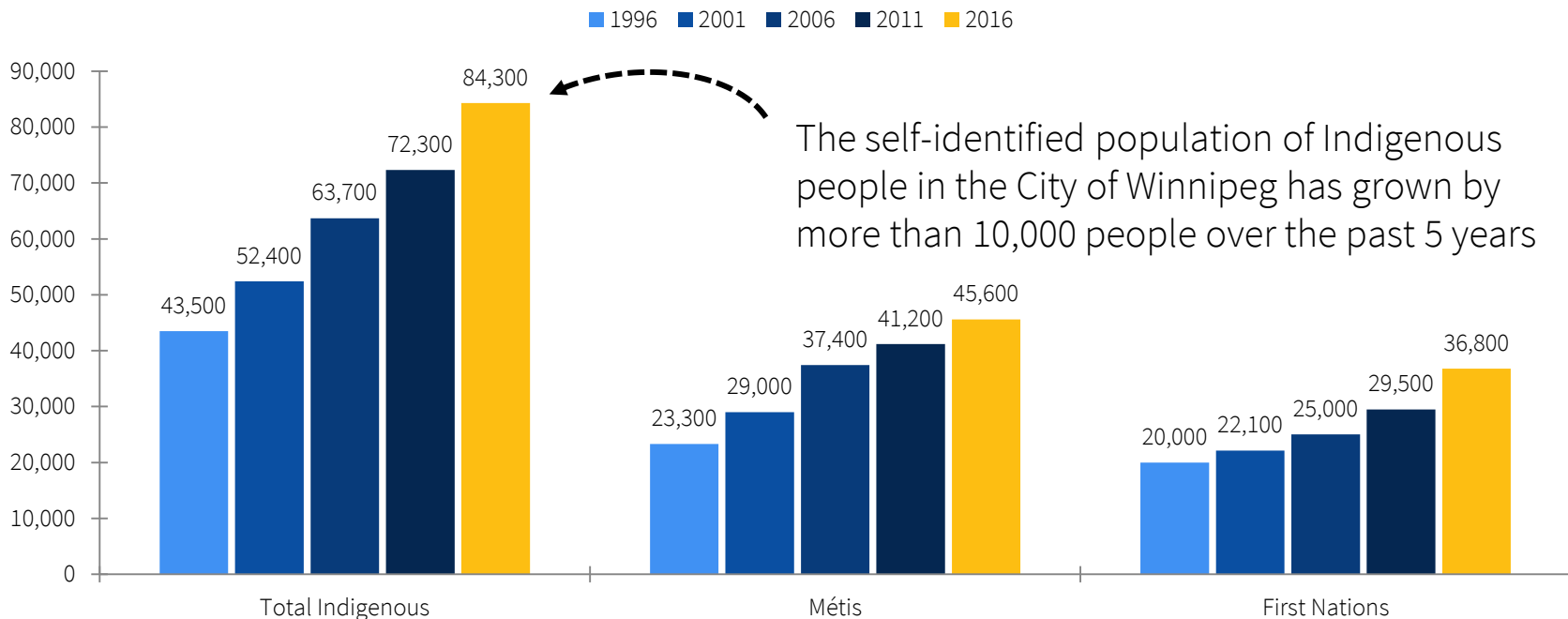
Indigenous and Overall Population

Across Canadian Cities, 2016 Canadian Census



Winnipeg Indigenous Population Over Time

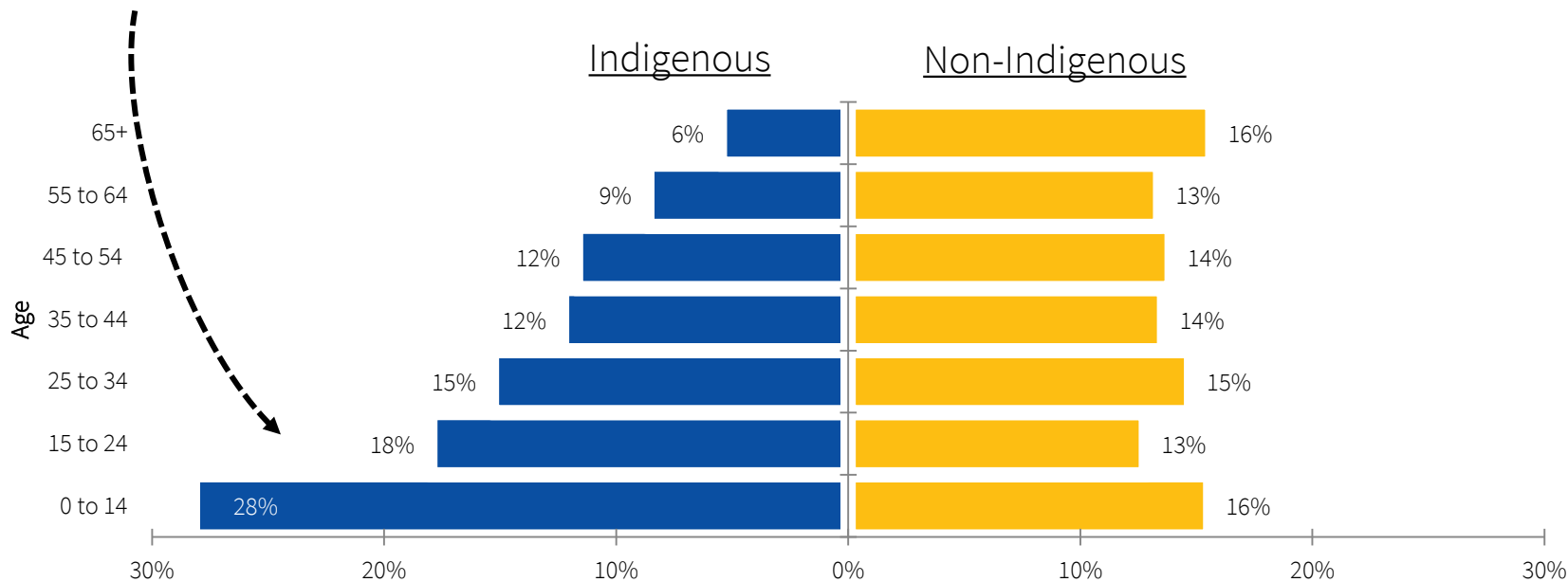
1996 to 2006



Winnipeg Population Pyramid

2016 Canadian Census

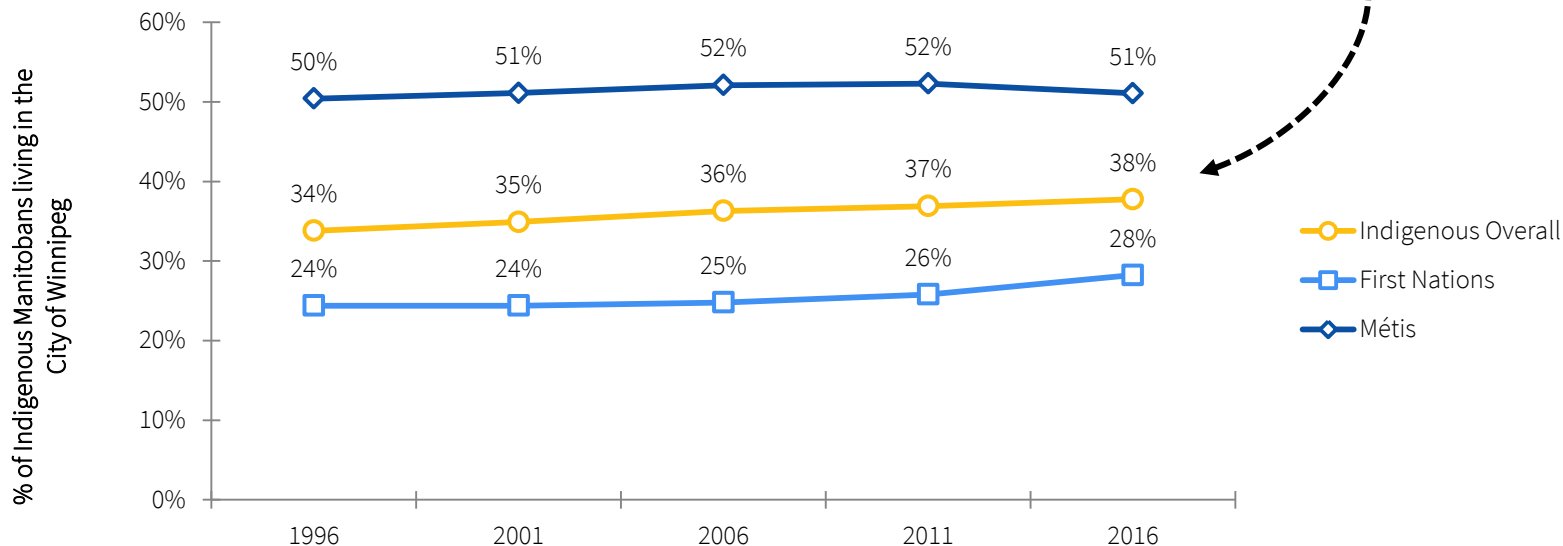
Indigenous people are much younger on average; 46% of Indigenous people are 24 or under while only 29% of non-Indigenous people are 24 or under



Indigenous Urbanization Trends

% of Indigenous Manitobans residing in the City of Winnipeg

In 1996, 34% of all Indigenous Manitobans resided in the City of Winnipeg. By 2016, that number has risen to 38%, representing an increase of 4%



Indigenous Peoples Highlights

Summary

- The Indigenous population in Manitoba and the City of Winnipeg is one of the fastest growing demographics
 - There are currently over 80,000 self-identified Indigenous people living in the City of Winnipeg representing over 12% of the population
 - Slightly over half of self-identified Indigenous people identify as Métis and 44% identify as First nations
 - The proportion of Indigenous Manitobans living in the City of Winnipeg has increased from 34% of Indigenous Manitobans to 38% of Indigenous Manitobans over the last 20 years indicating that the Indigenous population in Manitoba is becoming increasingly more urban over time
-

Indigenous Peoples Data

1996 to 2016

Within City of Winnipeg

Total Indigenous Peoples

Year	Total	Change	% Change	% of MB
1996	43,460			33.8%
2001	52,415	8,955	20.6%	34.9%
2006	63,745	11,330	21.6%	36.3%
2011	72,335	8,590	13.5%	36.9%
2016	84,305	11,970	16.5%	37.8%

First Nations Peoples

Year	Total	Change	% Change	% of MB
1996	20,032			24.4%
2001	22,070	2,038	10.2%	24.4%
2006	24,950	2,880	13.0%	24.8%
2011	29,485	4,535	18.2%	25.8%
2016	36,840	7,355	24.9%	28.2%

Métis Peoples

Year	Total	Change	% Change	% of MB
1996	23,315			50.4%
2001	29,010	5,695	24.4%	51.1%
2006	37,390	8,380	28.9%	52.1%
2011	41,235	3,845	10.3%	52.3%
2016	45,635	4,400	10.7%	51.1%

Rest of Manitoba (excluding Winnipeg)

Total Indigenous Peoples

Year	Total	Change	% Change	% of MB
1996	85,220			66.2%
2001	97,630	12,410	14.6%	65.1%
2006	111,650	14,020	14.4%	63.7%
2011	123,560	11,910	10.7%	63.1%
2016	139,005	15,445	12.5%	62.2%

First Nations Peoples

Year	Total	Change	% Change	% of MB
1996	62,149			75.6%
2001	68,270	6,121	9.8%	75.6%
2006	75,695	7,425	10.9%	75.2%
2011	84,740	9,045	11.9%	74.2%
2016	93,670	8,930	10.5%	71.8%

Métis Peoples

Year	Total	Change	% Change	% of MB
1996	22,929			49.6%
2001	27,790	4,861	21.2%	48.9%
2006	34,420	6,630	23.9%	47.9%
2011	37,595	3,175	9.2%	47.7%
2016	43,720	6,125	16.3%	48.9%