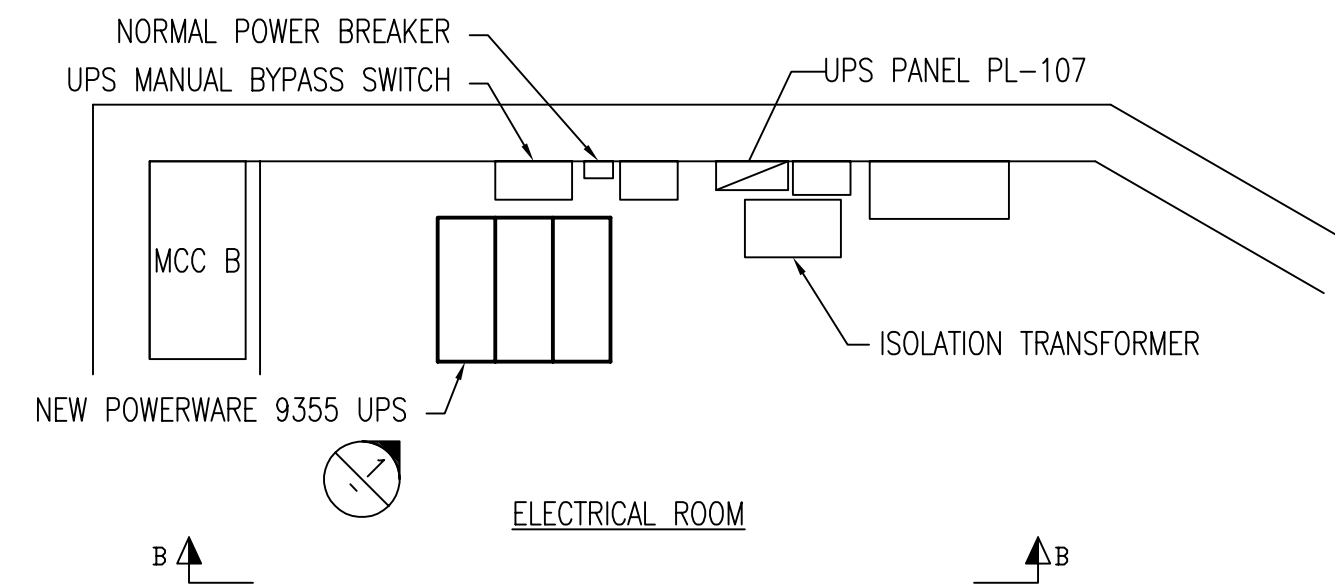
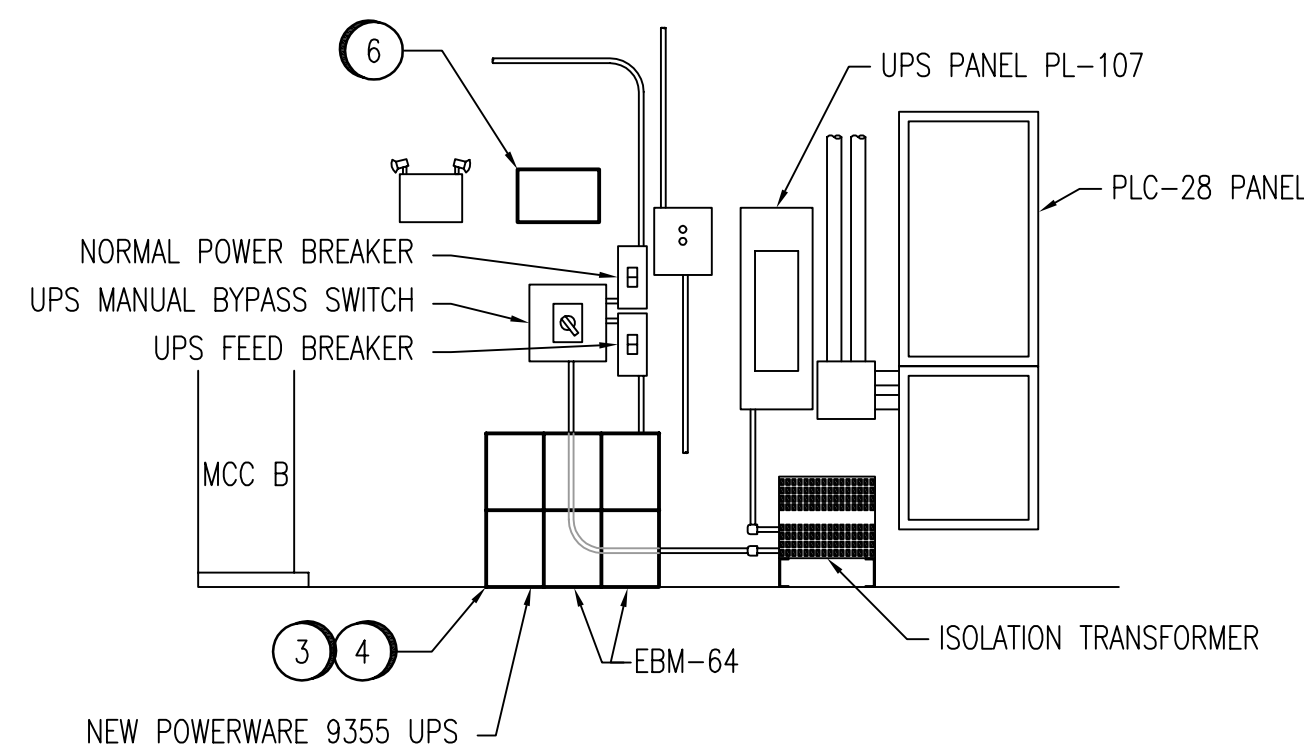


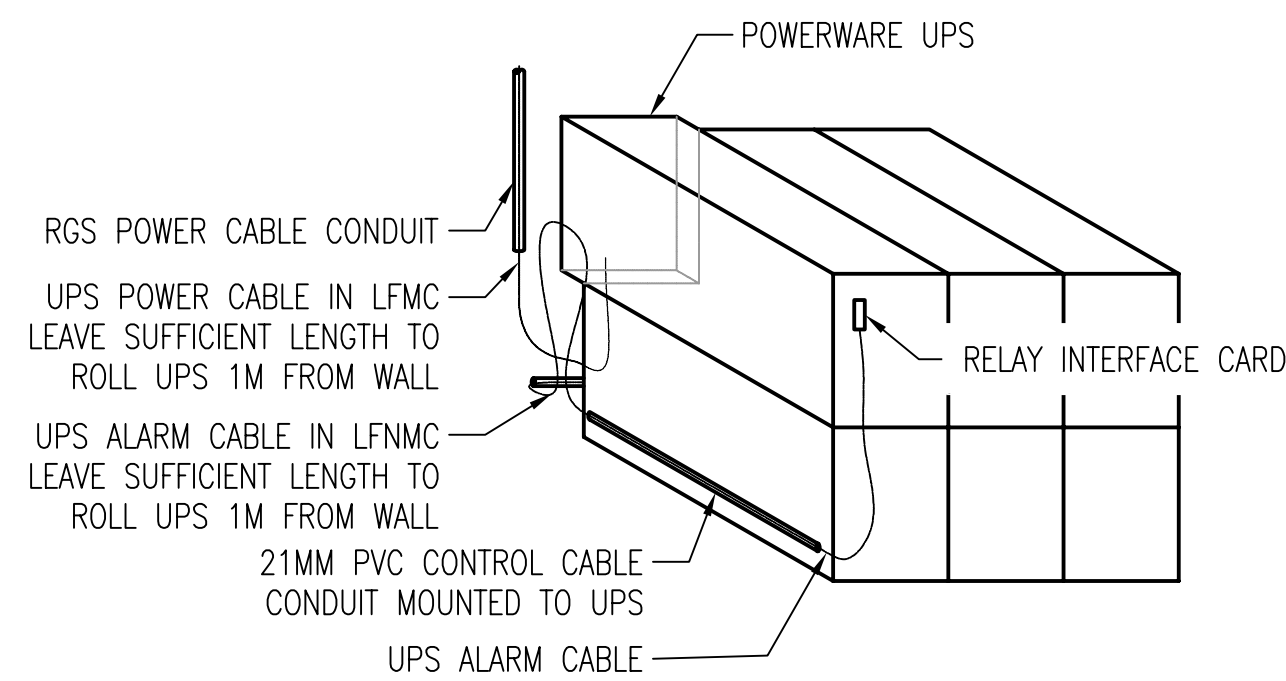
LEGEND	
LFMC	LIQUID TIGHT FLEXIBLE METAL CONDUIT
LFNMC	LIQUID TIGHT FLEXIBLE NON-METALLIC CONDUIT
RGS	RIGID GALVANIZED STEEL CONDUIT



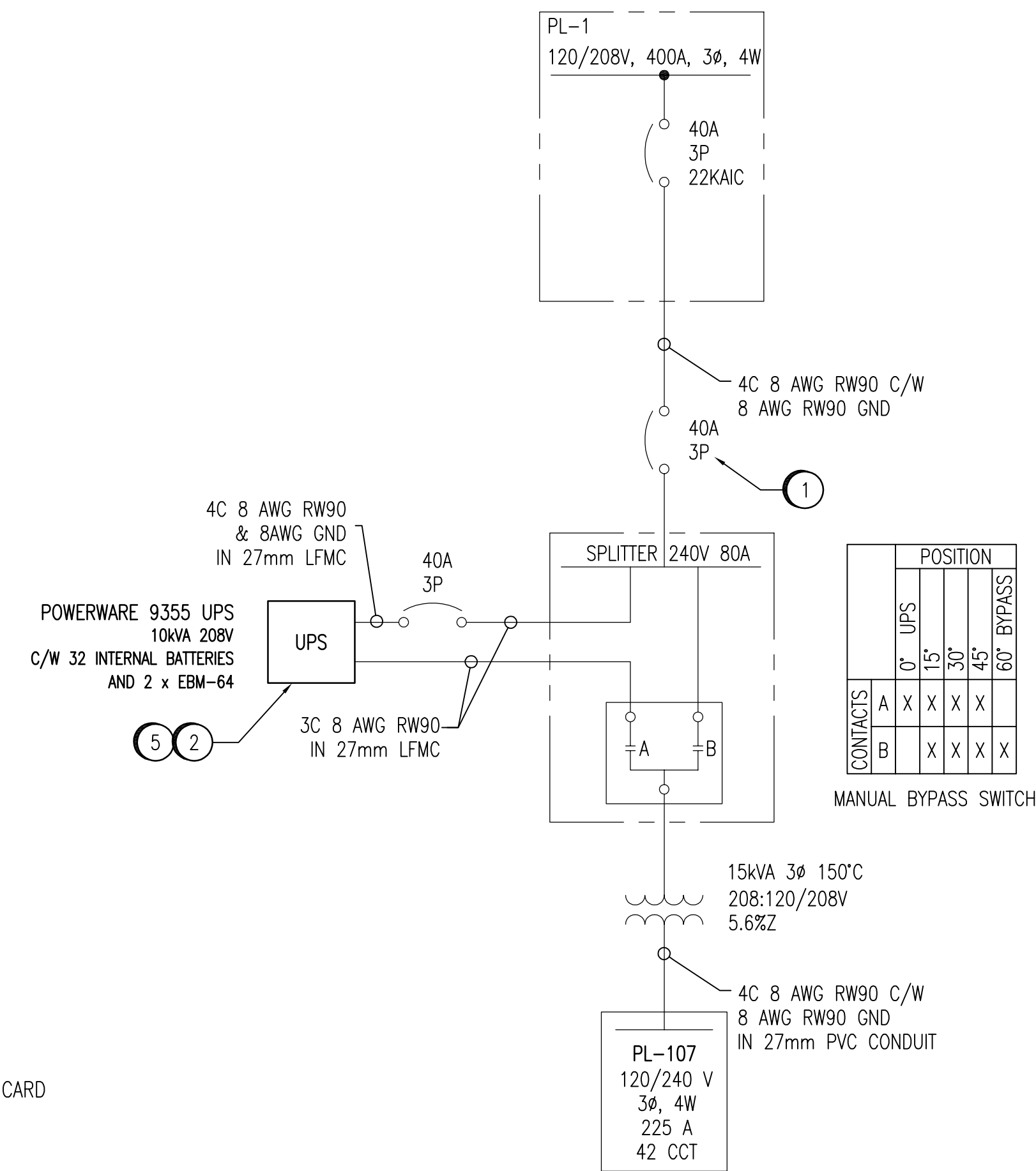
ELECTRICAL ROOM PLAN



SECTION B  
SCALE: N.T.S.



DETAIL 1  
SCALE: N.T.S.



SINGLE LINE DIAGRAM

NO.	CONSTRUCTION NOTES
1	REMOVE NEUTRAL BONDING SCREW AFTER ENSURING THAT NEUTRAL WIRE IS CONTINUOUS BACK TO PANEL PL-1.
2	REMOVE EXISTING POWERWARE PLUS 18 UPS AND ASSOCIATED BATTERY MODULES. SUPPLY, INSTALL, AND CONFIGURE NEW POWERWARE 9355 UPS. FOLLOW MANUFACTURER'S INSTRUCTIONS UNLESS NOTED OTHERWISE. DO NOT INTERRUPT POWER TO PANEL PL-107 WITHOUT APPROVAL OF THE CONTRACT ADMINISTRATOR!
3	INSTALL PVC CONDUIT TO PROTECT UPS ALARM CABLE TO FRONT OF UPS.
4	INSTALL UPS ALARM CABLE AS PER 1-0600M-A0001 IN 21MM PVC CONDUIT.
5	TEST INSTALLED UPS AS PER THE SPECIFICATIONS.
6	MOUNT A COPY OF DRAWING 1-0600M-E0002 NEAR THE UPS, WITH A CLEAR PLEXIGLASS COVER.

DRAWING NUMBER	REFERENCE DRAWINGS
----------------	--------------------



B.M. ELEV.	FIELD BOOK #:	 SNC-LAVALIN INC. 148 Nature Park Way Winnipeg, MB, Canada R3P 0X7 204-786-8080	ENGINEER'S SEAL
POSTED TO LBIS			DESIGNED BY C. REIMER CHECKED BY C. REIMER DRAWN BY A. OLIVER APPROVED BY C. REIMER HOR. SCALE NTS VERTICAL NTS RELEASED FOR CONSTRUCTION
0 ISSUED FOR TENDER	2008/01/08	AEO	DATE 2007/07/10
NO. REVISIONS	DATE	BY	FILENAME: 1-0600M-E0001-001-00.dwg

PRELIMINARY NOT TO BE USED FOR CONSTRUCTION	THE CITY OF WINNIPEG WATER AND WASTE DEPARTMENT		
	SHOAL LAKE INTAKE UPS UPGRADES SINGLE LINE DIAGRAM & LAYOUT REMOVALS & INSTALLATIONS		
CITY DRAWING NUMBER	SHEET	REV.	SIZE
1-0600M-E0001	001	0	A1