
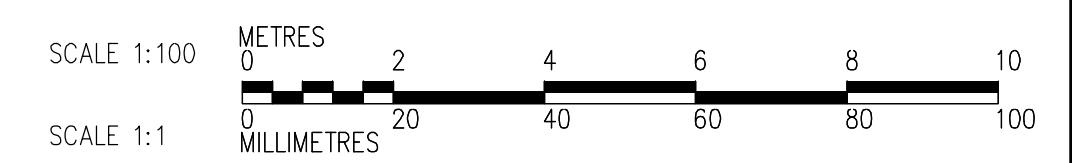
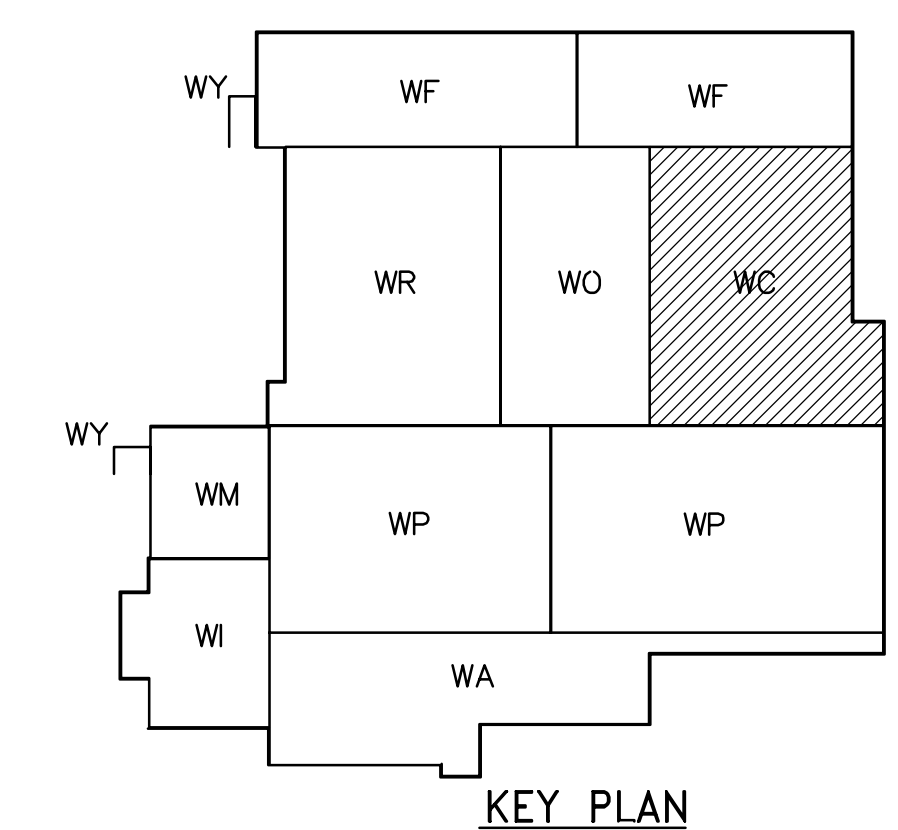





THIRD FLOOR FACILITY PLAN
1:100

- NOTES:**
1. PROVIDE STAIRWELL SMOKE DETECTORS AS SHOWN ON FIRE PROTECTION DRAWINGS.
 2. SEE MCC 4A & 4B AND PANEL SCHEDULE DP-H31 & DP-H32 FOR 600V DISTRIBUTION.
 3. SEE DRAWING WB-E0401 FOR CABLE TRAY MOUNTING DETAILS.

FOR CABLE TRAY TAGGING SEE DETAIL  WB-E0455



 Certificate of Authorization CH2M HILL Canada Ltd. No. 1441 Expiry: April 30, 2007	INFORMATION ONLY		CH2M HILL Frederickson Cooper ARCHITECTS		 A Tyco International Ltd. Company		ENGINEER'S SEAL ORIGINAL SIGNED BY L.D. LLEWELLYN 2006/03/29		 THE CITY OF WINNIPEG WATER AND WASTE DEPARTMENT ENGINEERING DIVISION	
	DESIGNED BY	LL	CHECKED BY	ND	SCALE: 1:100 RELEASED FOR CONSTRUCTION BY: R. SOROKOWSKI		CONSULTANT DRAWING NO. WC-E0131		WATER TREATMENT PLANT CHEMICAL FEED SYSTEMS MECHANICAL AND ELECTRICAL	
	DRAWN BY	TL	APPROVED BY	AHL						
	03 ISSUED FOR CONSTRUCTION	06/07/28	LL				ELECTRICAL CHEMICAL AREA THIRD FLOOR FACILITY PLAN		CITY DRAWING NUMBER 1-0601C-A-E0131-001-030	
02 742-2005 ADDENDUM 4	06/05/12	LL								
01 742-2005 ADDENDUM 3	06/05/05	LL								
00 ISSUED FOR TENDER	06/03/29	LL								
NO. REVISIONS	DATE	BY	DATE	2005/07/08	DATE	2006/03/29				