

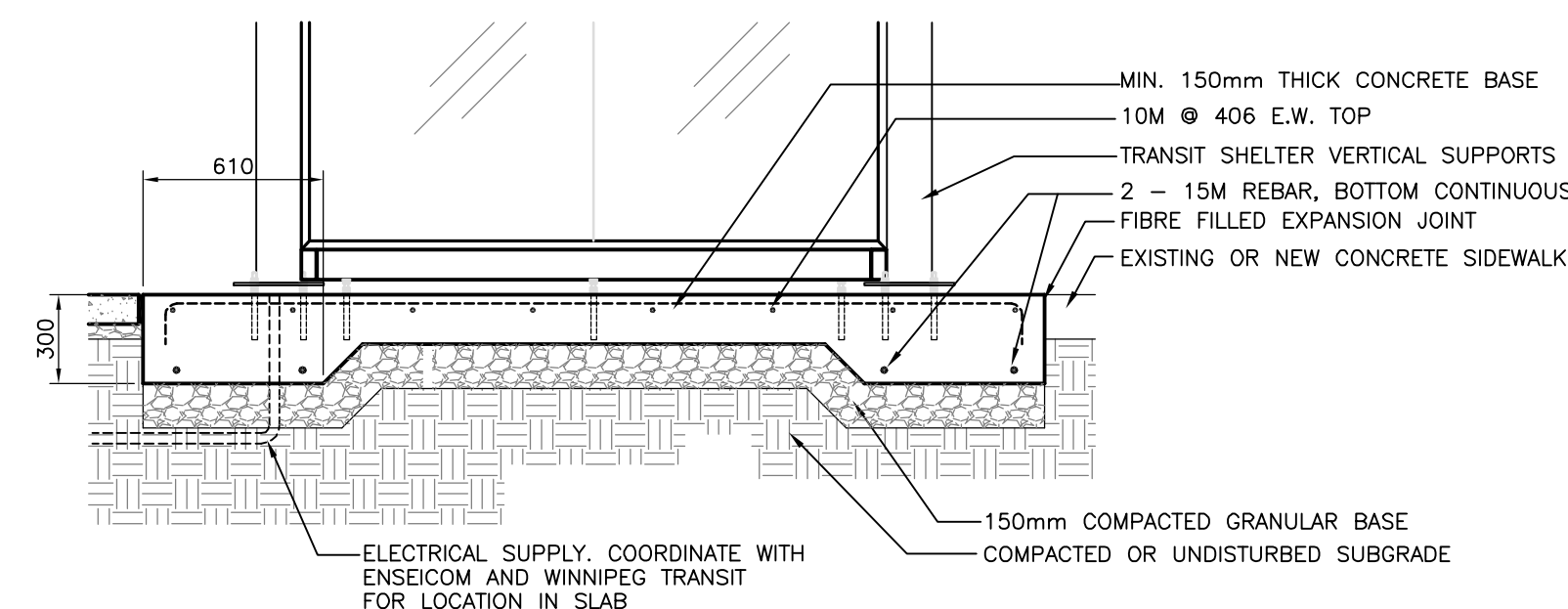
**SHELTER BASE PLAN**

NOTE: CONFIRM FINAL CROSS SLOPE WITH CONTRACT ADMINISTRATOR PRIOR TO LAYOUT CONTRACTOR TO REPORT ANY DISCREPANCIES TO CONTRACT ADMINISTRATOR PRIOR TO LAYOUT.

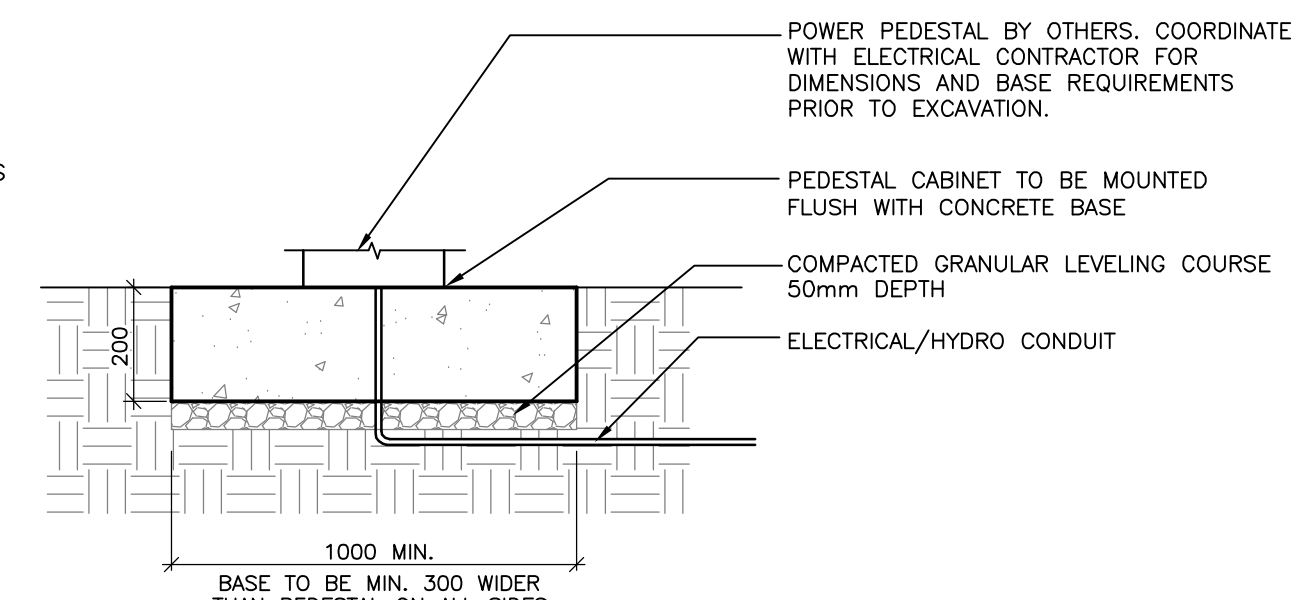
CONTRACTOR TO VERIFY EXACT DIMENSIONS OF SHELTER PRIOR TO LAYOUT WITH SHELTER MANUFACTURER. CONTRACT ADMINISTRATOR TO SUPPLY CONTACT INFORMATION.

**7 C.I.P. SHELTER BASE FOR HEATED SHELTERS**

L1.1



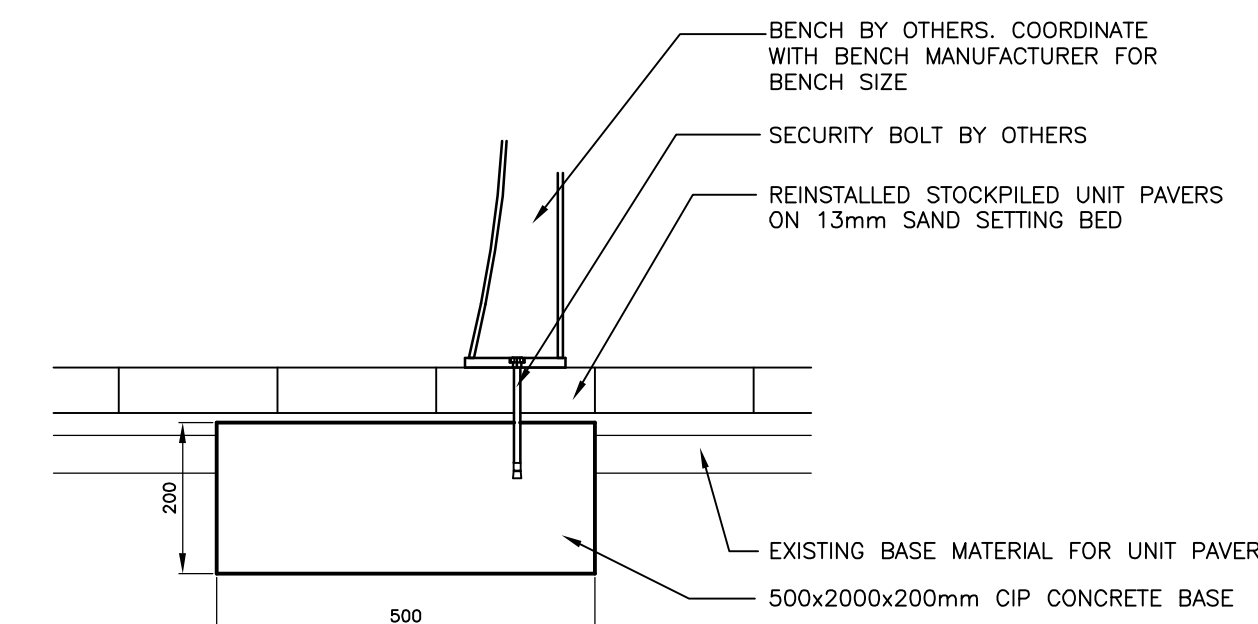
**SHELTER BASE SECTION**



NOTE: EXACT LOCATION OF PEDESTAL TO BE CONFIRMED ON SITE BY WINNIPEG TRANSIT AND CONTRACT ADMINISTRATOR  
CONTRACTOR TO COORDINATE WITH LAND OWNERS & WINNIPEG TRANSIT RE: CONDUIT LOCATIONS  
GROUND ROD TO BE INSTALLED BY CONTRACTOR SIZE AND LOCATION TO BE CONFIRMED BY PEDESTAL MANUFACTURER  
WHERE POWER PEDESTAL WILL BE WITHIN AREA OF NEW CONCRETE SIDEWALK THE BASE IS TO BE POURED INTEGRAL WITH SIDEWALK

**8 POWER PEDESTAL BASE**

L1.1 N.T.S.




**9 CONCRETE BASE FOR BACKLESS BENCH IN UNIT PAVERS**

L1.3 N.T.S.

No.	Revisions	Date	By
15-02-08	AS NOTED		
Designed By	Drawn By	Checked By	
JW	JW	SR	

Seals



WINNIPEG TRANSIT  
Project Title  
**BUS STOP UPGRADE PROGRAM PHASE 3 SITE WORKS**

Sheet Title  
**DETAILS**

Project No. 06-029 Drawing No. L2.2