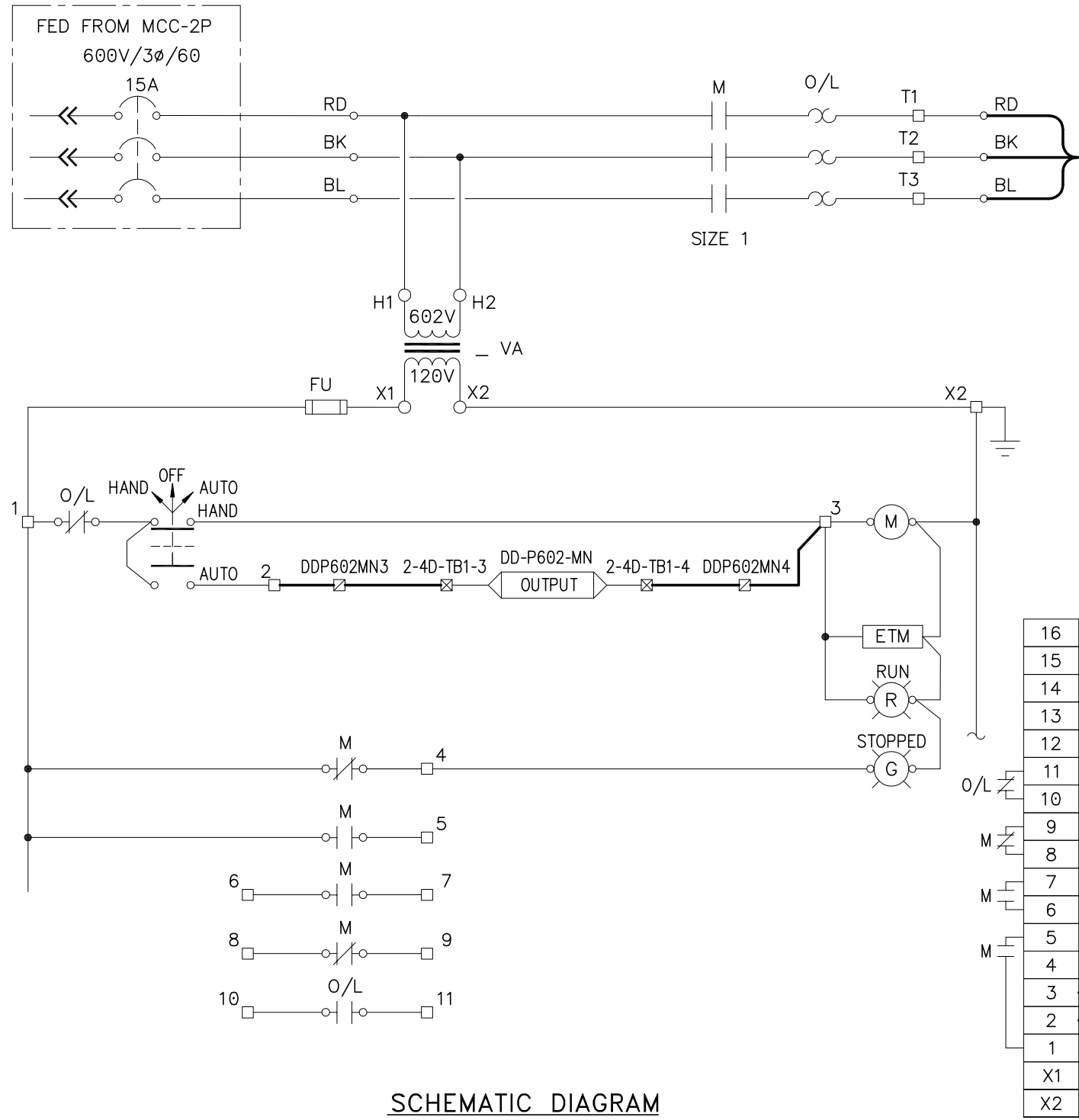


STARTER UNIT

FIELD



SCHEMATIC DIAGRAM

LEGEND

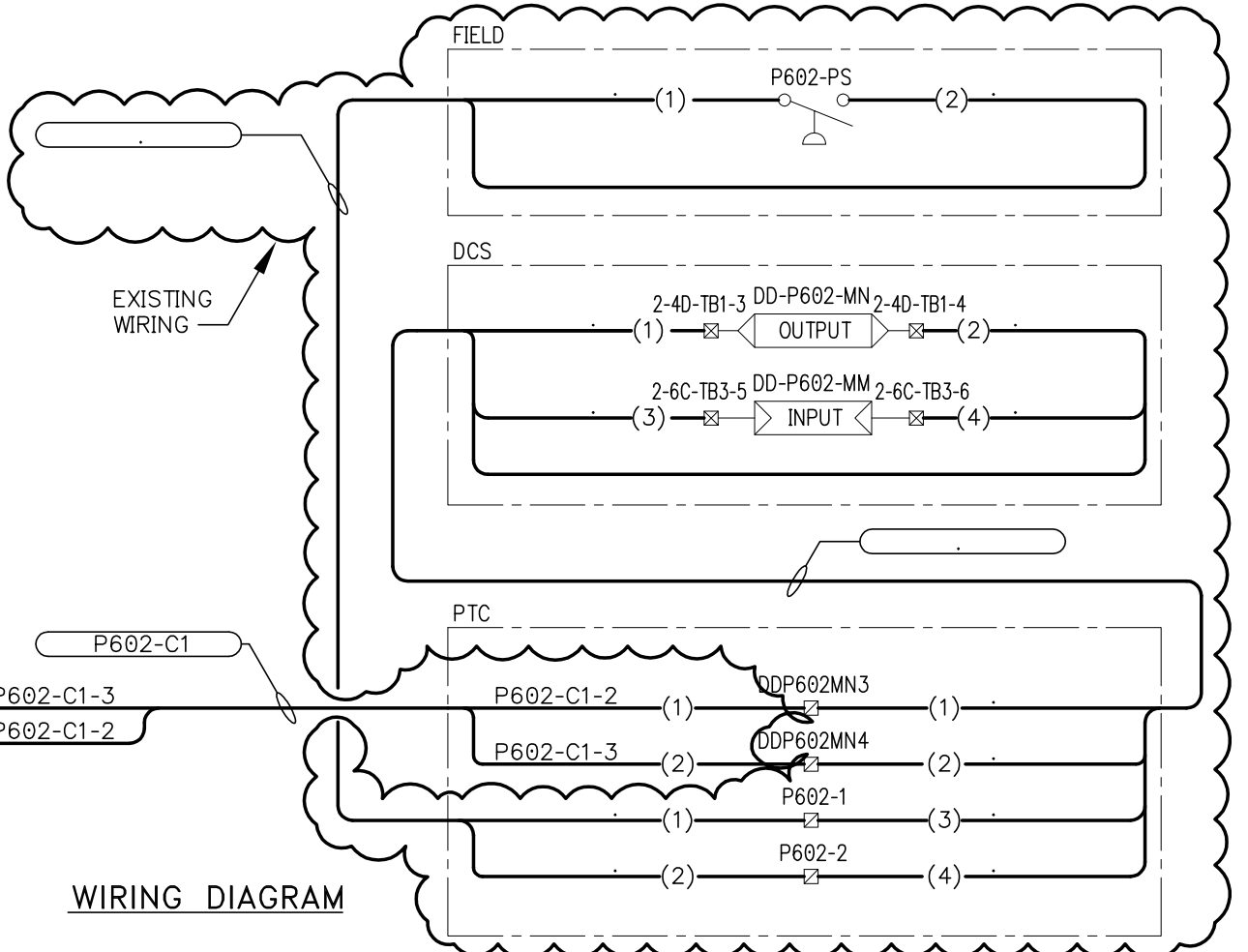

()	CONDUCTOR IDENTIFICATION	—	FIELD WIRING
□	STARTER TERMINALS	—•—	PANEL WIRING
⊠	DCS TERMINALS	—•—•—	WIRE CONNECTION
⊡	PTC TERMINALS	○	PILOT LIGHT
		ETM	ELAPSED TIME METER

NOTES:

1. -

CONSTRUCTION NOTES:

1. REMOVE EXISTING LOCK-OFF-STOP PUSHBUTTON LOCAL TO MOTOR.



WIRING DIAGRAM



B.M. ELEV.	FIELD BOOK #:	KGS GROUP CONSULTING ENGINEERS & PROJECT MANAGERS	CH2MHILL	ENGINEER'S SEAL	THE CITY OF WINNIPEG WATER AND WASTE DEPARTMENT
POSTED TO LBIS				PROVINCE OF MANITOBA R.E. WILLIAMS REGISTERED PROFESSIONAL ENGINEER	
DESIGNED BY		DDW	CHECKED BY	REW	NORTH END WATER POLLUTION CONTROL CENTRE MOTOR STARTER P602-2PF24 MAU UNIT 2 CLARIFIERS 4 & 5
DRAWN BY		GCN	APPROVED BY		
HOR. SCALE		N.T.S.	RELEASED FOR CONSTRUCTION		SHEET 001 OF 001 CITY DRAWING NUMBER 1-0101P-E0025-001
VERTICAL		.	DATE	19/01/07	
NO. REVISIONS	DATE	BY	DATE		
01	ISSUED FOR TENDER	15/02/08	REW		

TENDER No: 25-2008
FILENAME: 1-0101P-E0025-001
PLOT DATE: 15/02/08