

Electrical Specification

1. Scope of Work – The Contract shall include the furnishing of labour, new material, equipment and services necessary and reasonably implied and incidental to the complete installation of the electrical work shown on the plans and specifications. Supply and install all devices required for the complete approved system, operating to the complete satisfaction of the Contract Administrator.
2. Laws, Rules, Ordinances and Inspections – The entire electrical installation shall comply with the latest edition of the Canadian Electrical Code and with all provincial and municipal laws; rules and ordinances. Prepare and submit to the proper authorities all necessary permits and pay all permit fees.
3. Responsibility – Be responsible for any damage caused to the City or their contractors by improperly carrying out this contract.
4. Drawings – The Electrical Subcontractor shall carefully examine all drawings relating to the work, to be certain that the work under this contract can be carried out and, prior to the submission of his/her tender, report at once to the Contract Administrator any defect, discrepancy, omission or interference affecting the work of this section or the guarantee of same.
5. Identification – Install designatory lettering on all electrical equipment.
6. Guarantee – The Electrical Subcontractor shall guarantee the satisfactory operation of all work and apparatus included and installed under this section for a period of twelve (12) calendar months after the final acceptance of the complete building.
7. Existing Work – The Electrical Subcontractor shall take into account items which he/she is responsible for due to the changes and alterations to the existing site and allow for such items that may occur in his/her tendered price.
8. Minimum wire size #10 AWG all wiring to be copper Teck90.
9. All new distribution equipment is to be weather-proof, vandal-resistant.
10. Identify all existing underground plant and utilities. Repair any damage to existing underground plant and utilities caused during installation of electrical equipment wiring and bases.
11. Provide concrete bases, trenching, and backfilling.
12. Coordinate Utilities for an underground service. Ensure availability of service. Pay all Utility contribution charges.

SPECIFIC ELECTRICAL NOTES

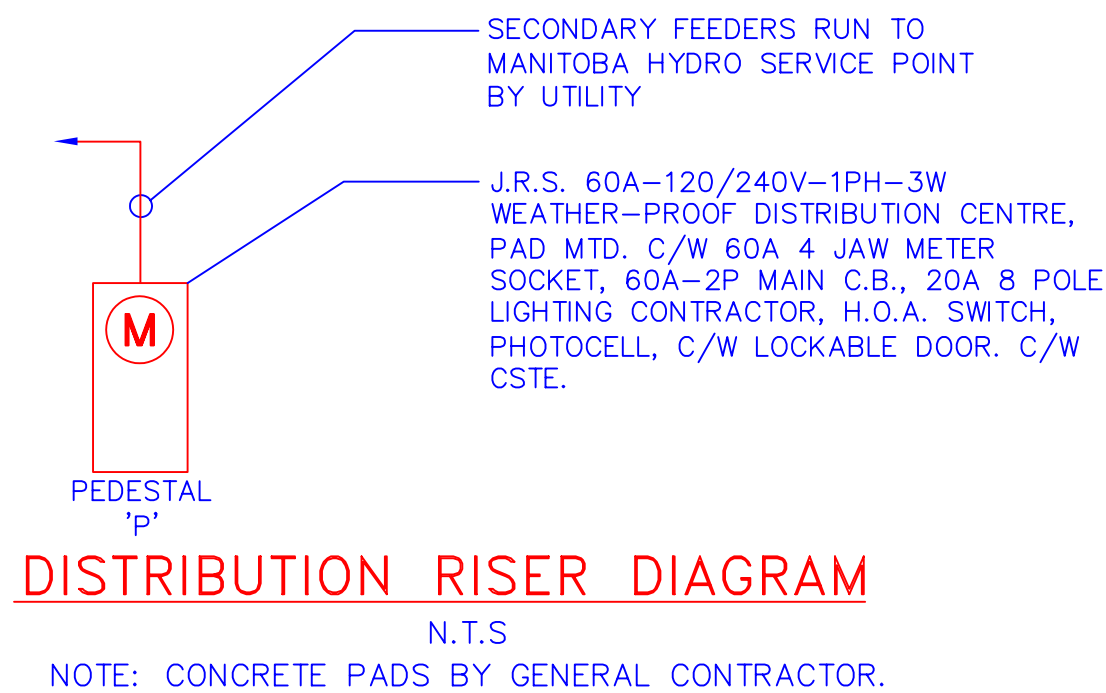
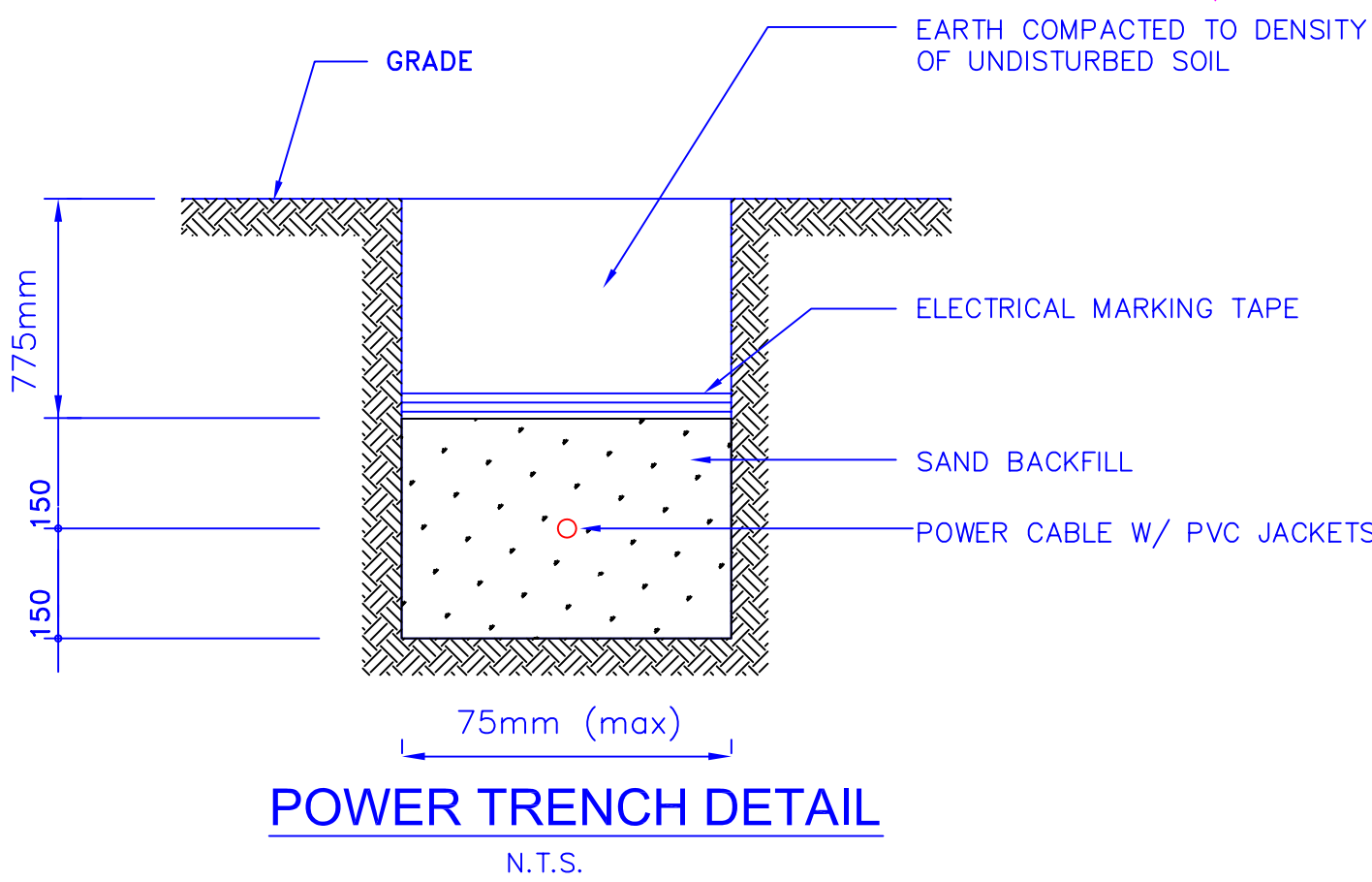
1. TRENCH CABLE TO LIGHTS FOLLOWING ROUGH GRADING. TRENCH TO BE DUG AND BACKFILLED PRIOR TO INSTALLATION OF TOPSOIL AND SEED. (TYPICAL)
2. PROVIDE NEW CSTE/PANEL P TO FEED NEW LIGHTING.
3. PROVIDE TRENCHING AND BACKFILLING FOR UTILITY CONDUCTORS. COORDINATE INSTALLATION AND ROUTING WITH HYDRO AND LANDSCAPE ARCHITECT.

GENERAL ELECTRICAL NOTES



1. REFER TO LANDSCAPE ARCHITECT'S LAYOUT PLAN FOR EXACT LOCATION OF ALL LIGHTING.

SYMBOL SCHEDULE

- A SINGLE FUNCTION LUMINAIRE MOUNTED ON CONCRETE BASE, SC B423 A RO SP E D F N C/W SC LGC V 100 MED MH120. SEE LANDSCAPE DRAWINGS FOR BASE DETAIL.
- B GROUND MOUNTED FLOOD LIGHT WITH PROTECTIVE GALVANIZED STEEL CAGE, LITHONIA ASFI 150M WDF 120 AFM CSA LPI DSPJ C/W 1-150W CMH LAMP
- WP WEATHER-PROOF GROUND FAULT DUPLX RECEPTACLE.



PANEL MOUNTING LOCATION	DESCRIPTION	BKR	CIRCUIT	BKR	DESCRIPTION	
P	* FLOOD LIGHTING	15	1	7	15	GFI RECEPTACLE
	* FLOOD LIGHTING	15	2	8	15	SPARE
	* PATHWAY LIGHTING	15	3	9	15	SPARE
	* PATHWAY LIGHTING	15	4	10	-	SPACE
	* PATHWAY LIGHTING	15	5	11	-	SPACE
	* PATHWAY LIGHTING	15	6	12	-	SPACE



0	ISSUED FOR TENDER	03.27.08	DZ
14-MAR-08	Scale	1=200	
Designed By: DZ	Drawn By: PR	Checked By: DZ	

McGOWAN RUSSELL
CITY OF WINNIPEG

Project Title
ELZÉAR GOULET MEMORIAL PARK
Sheet Title
ELECTRICAL PLAN

Project No. 07-050
Drawing No. E1