

FOR CONTINUATION SEE DWG. N° NEP-1254

FOR CONTINUATION SEE DWG. N° NEP-1264

MATCH LINE 'E'

MATCH LINE 'E'

MATCH LINE 'F'

MATCH LINE 'F'

PLAN AT ELEV. 237.000

LEGEND

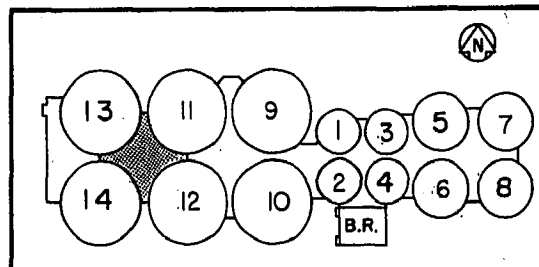
- NEW PIPING, VALVES & EQUIPMENT
- NEW STRUCTURE

FOR SHOP DRAWING INFORMATION REFER TO THE SHOP DRAWING CROSS REFERENCE INDEX

FOR SHOP DRAWING INFORMATION REFER TO THE SHOP DRAWING CROSS REFERENCE INDEX

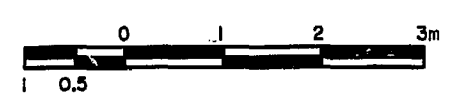
"TO OBTAIN PLANT DATUM SUBTRACT 221.764 METRES"

AS CONSTRUCTED APPROVED BY DATE 17/8.03.85




KEY PLAN

- A DESIGNATION
- B ITEM ORIGIN
- C ITEM LOCATION



NO.	REVISIONS	DATE	APP.
A	REVISED TO AS CONSTRUCTED	10/1/85	[Signature]



Underwood McLellan Ltd.  
Consulting Engineers and Planners  
**GORE & STORRIE LIMITED**  
CONSULTING ENGINEERS

DESIGNED BY: J. CHENG  
DRAWN BY: C.L. SM.  
CHECKED BY: J. CHENG  
DATE: JUNE / 85  
APPROVED BY: [Signature] DATE: JUNE / 85



NORTH END WATER POLLUTION CONTROL CENTRE  
SLUDGE DIGESTION EXPANSION

**DIGESTION GALLERY No. 6**  
PROCESS (LEVEL 233.820)  
PLAN

RELEASED FOR CONSTRUCTION: [Signature] DATE: 17/6/85  
SCALE: AS NOTED DRAWING NO.: **NEP-1262**