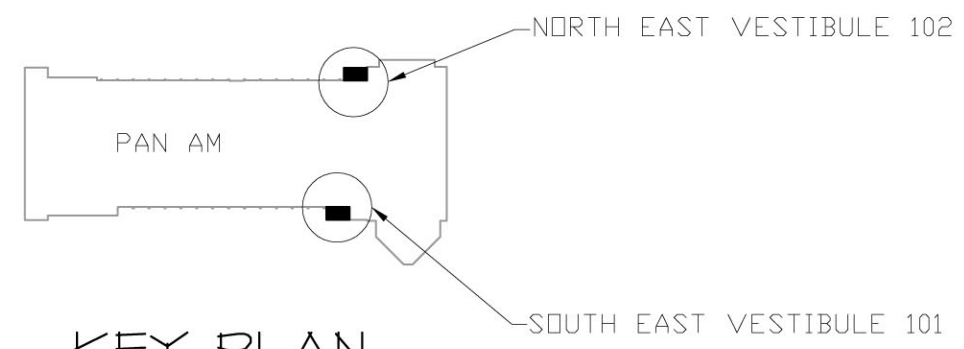


1 NORTH EAST VEST. DEMOLITION PLAN – ELECTRICAL
 E1.1 SCALE: 3/16"=1'-0"

NOTES:


1. DISCONNECT AND RELOCATE EXISTING DEVICE.
2. DISCONNECT AND REMOVE EXISTING DEVICE.




KEY PLAN
 NTS

SYMBOL SCHEDULE	
(L)	FLUORESCENT LUMINAIRE ("1" DENOTES TYPE)
\$	SINGLE POLE SWITCH
F	FIRE ALARM MANUAL PULL STATION
E-1	EXIT LIGHT ("1" DENOTES FIXTURE TYPE)
M	MOTION SENSOR
X	DIRECT CONNECT

ABBREVIATIONS	
D	DELETE
E	EXISTING
R	RELOCATE(D)



REV	DESCRIPTION	DATE	BY
2	RE-ISSUED FOR TENDER	2008/04/10	MCW
1	ISSUED FOR TENDER	2007/02/10	MCW



THIS DRAWING MUST BE USED AS SHOWN. THE CLIENT/OWNER SHALL VERIFY ALL DIMENSIONS, SPACES AND LIMITS PRIOR TO COMMENCEMENT OF WORK AND IS RESPONSIBLE FOR ANY DISCREPANCY OR OMISSION TO THE CONTRACT DOCUMENTS. THIS DRAWING IS THE SOLE PROPERTY OF THE ENGINEER AND SHALL BE RETURNED TO THE ENGINEER UPON COMPLETION OF THE PROJECT. ANY REUSE OF THIS DRAWING FOR ANY OTHER PROJECT IS STRICTLY PROHIBITED.

**NORTH EAST VESTIBULE
 DEMOLITION PLAN
 ELECTRICAL**

**PAN AM POOL
 VESTIBULES**
 25 Poasden Bay – Winnipeg, MB

Neil Cooper Architect Inc.
 10-395 Berry Street, Winnipeg, Manitoba R3J 1N6

APEGM
 Certificate of Authorization
 MCW/AGE Consulting
 Professional Engineers
 No. 589 Expiry: April 30, 2009

MCW / AGE
 Consulting Professional Engineers
 215-1821 Wellington Avenue
 Winnipeg, Manitoba R3H 0G4
 Phone - (204) 779-7900 Fax - (204) 779-1119
 E-Mail: mcw_age@mcw.com

6226	DATE	ISSUED BY	REVISED BY
	OCT 8, 2007		
SCALE	As Noted	E1.1R2	