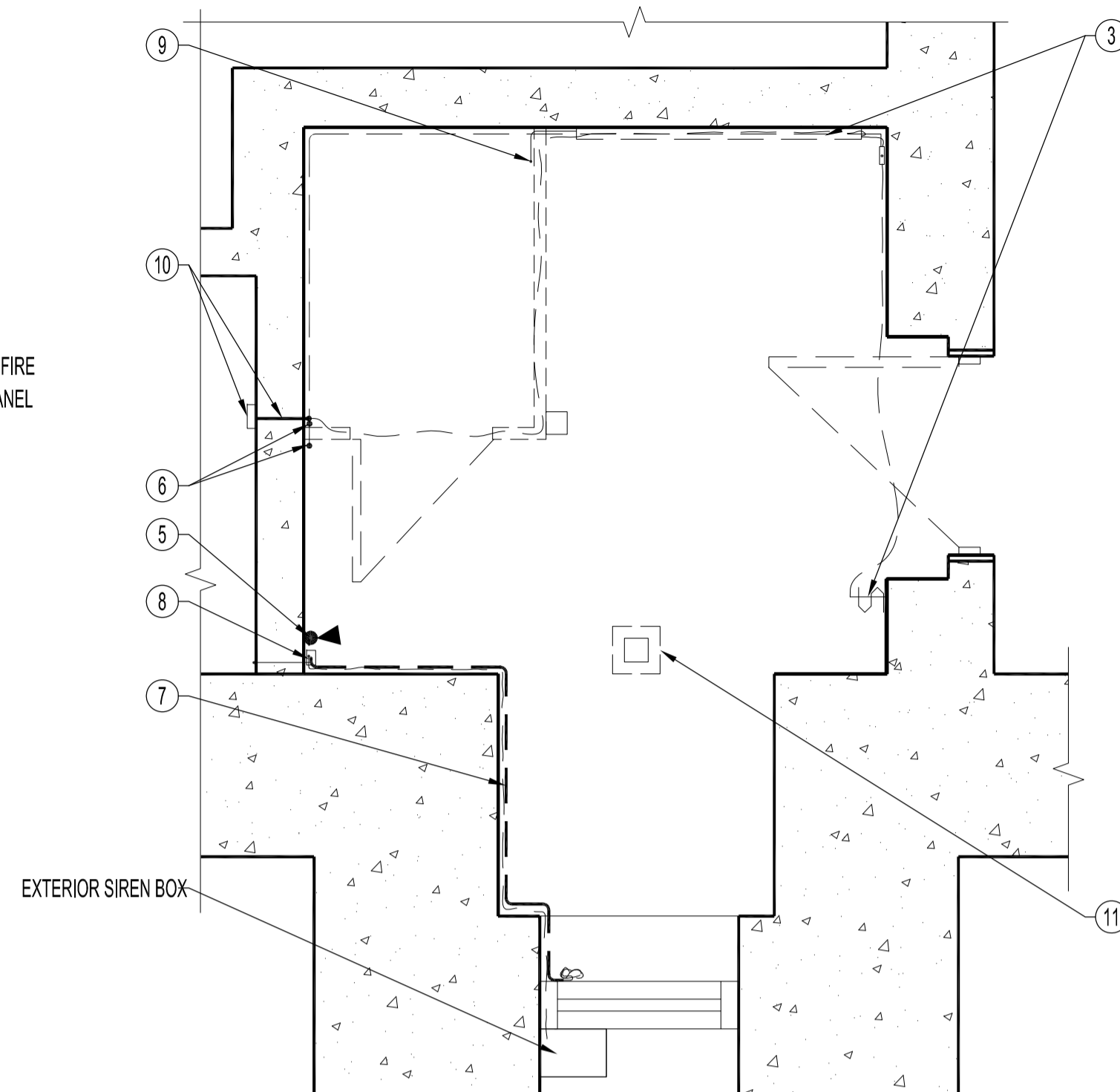


1 WOMEN'S WASHROOM - ELECTRICAL DEMOLITION
 E1 SCALE: 1/2"=1'-0"

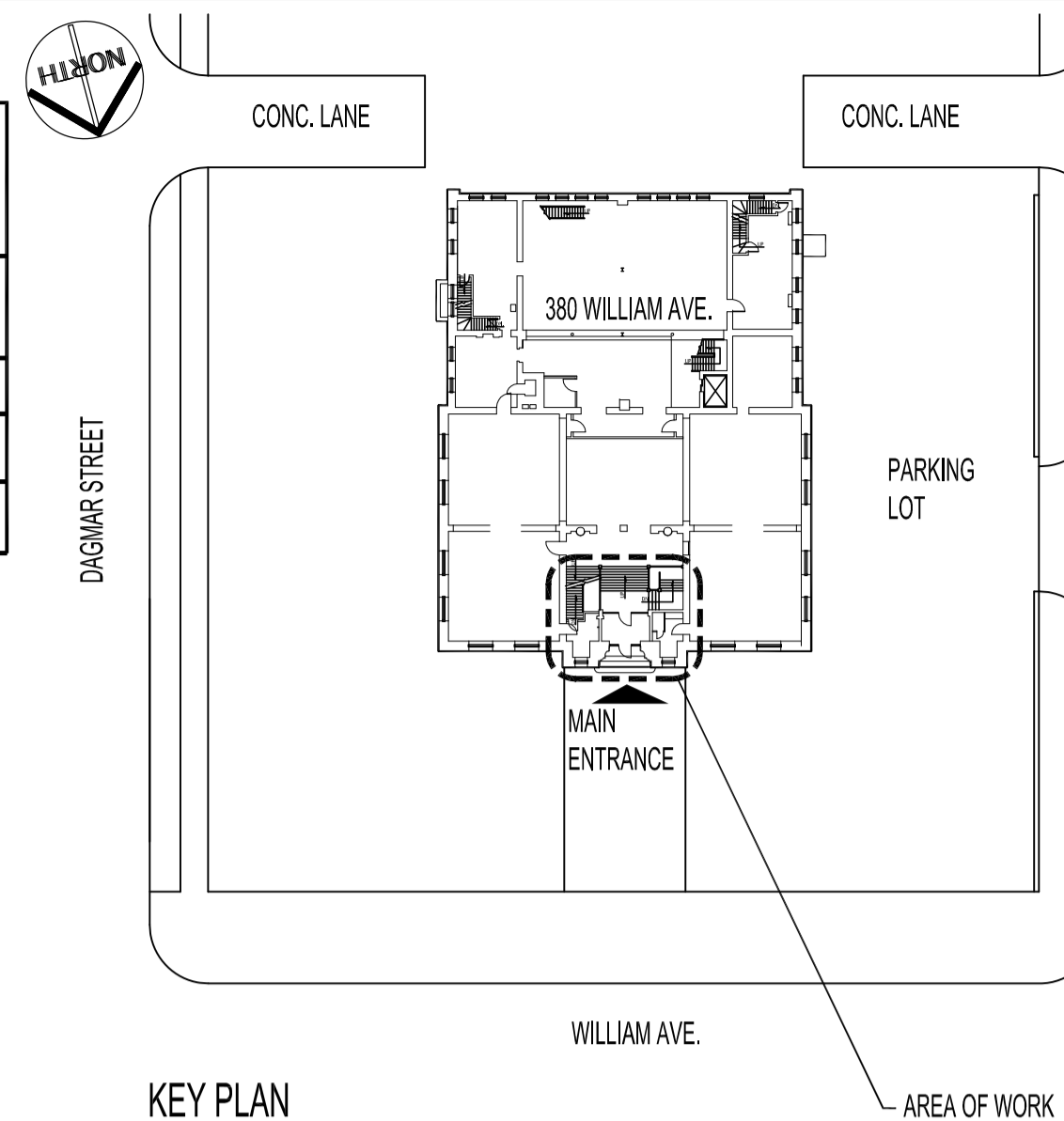


2 MEN'S WASHROOM - ELECTRICAL DEMOLITION
 E1 SCALE: 1/2"=1'-0"

| ELECTRICAL SYMBOLS | |
|--------------------|---|
| SYMBOL | DESCRIPTION |
| | COMBINATION CARBON MONOXIDE & SMOKE ALARM, BATTERY OPERATED, MODEL # KIDDIE, 900-0102. (SUPPLY & INSTALL) |
| | LIGHT SWITCH WITH INFRARED MOTION SENSOR (SUPPLY & INSTALL) |
| | WALL MOUNTED LIGHT FIXTURE (SUPPLY & INSTALL) |
| | JUNCTION BOX (SUPPLY & INSTALL) |

ELECTRICAL DEMOLITION NOTES

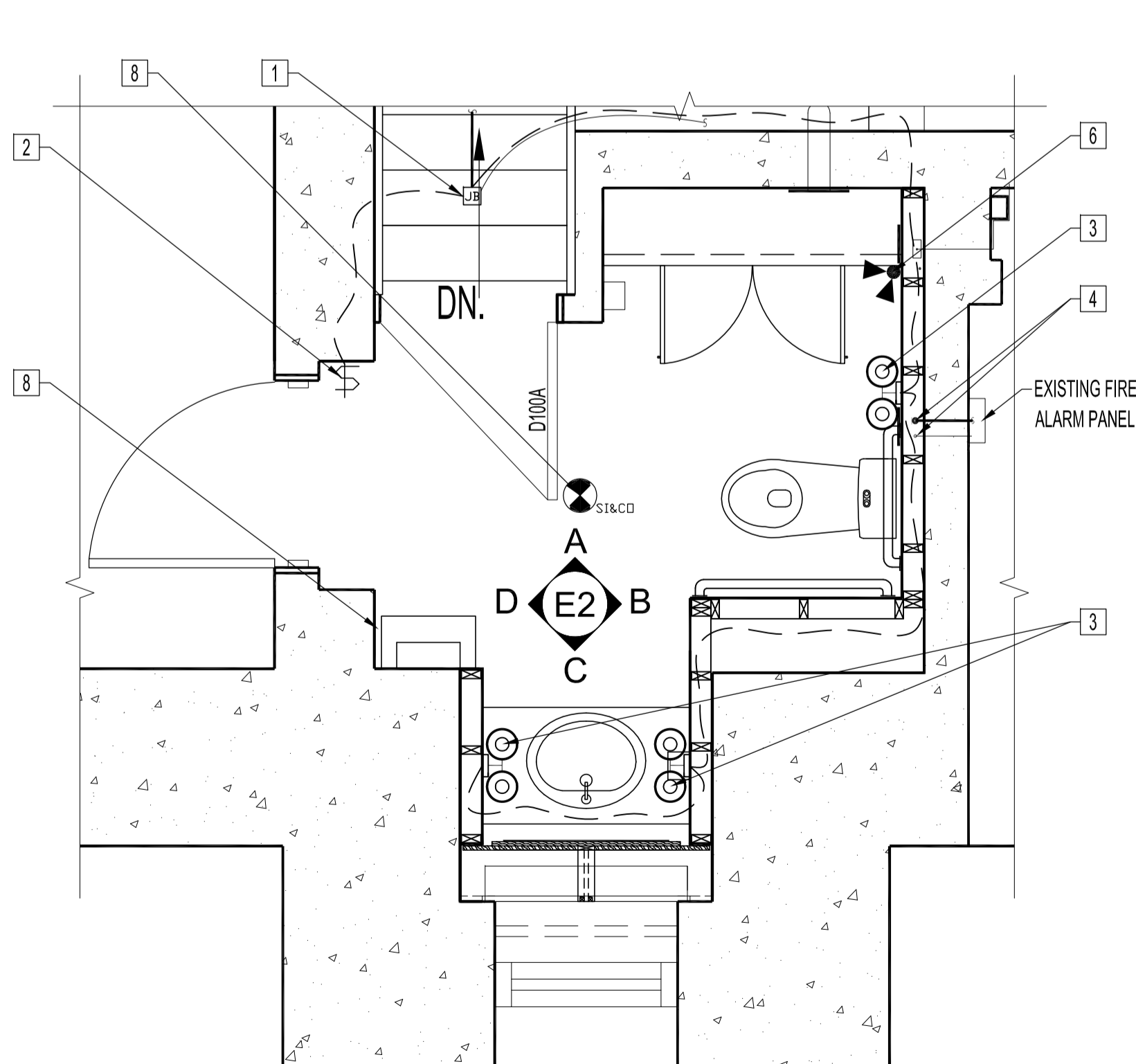
- INDICATES DEMOLITION
- 1 DISCONNECT & REMOVE EXISTING EMT & ARMORED CABLE TO ACCOMMODATE NEW JUNCTION BOX. SEE RENOVATION DWG.
- 2 REMOVE & DISCARD EXISTING JUNCTION BOX. REMOVE WIRING BACK TO SOURCE.
- 3 DISCONNECT, REMOVE & DISCARD EXISTING LIGHT SWITCH & LIGHT FIXTURE ARMORED WIRE BACK TO SOURCE.
- 4 REMOVE & RELOCATE EXISTING 1" & 1/2" EMT & LB, INTO NEW STUD WALL.
- 5 REMOVE & DISCARD EXISTING EMERGENCY LIGHT.
- 6 REMOVE & DISCONNECT EXISTING EMTS & WIRING BACK TO SOURCE.
- 7 REMOVE & DISCARD EXISTING EMT FROM DEVICE BOX FROM WALL TO EXISTING WINDOW. DISCONNECT REDUNDANT ALARM WIRE AT DEVICE BOX.
- 8 DISCONNECT ALARM WIRE TO EXTERIOR SIREN BOX DEVICE BOX.
- 9 REMOVE & DISCARD EMT FROM WALL MOUNT LIGHT FIXTURE TO BASEMENT STORAGE ROOM 2 CEILING FIXTURE.
- 10 REMOVE & DISCARD REDUNDANT JUNCTION BOX & EMT FROM MAIN ENTRANCE TO LB CONNECTION IN BASEMENT STORAGE ROOM 2. CONTRACTOR TO CONFIRM.
- 11 REMOVE & DISCARD EXISTING SMOKE DETECTOR.



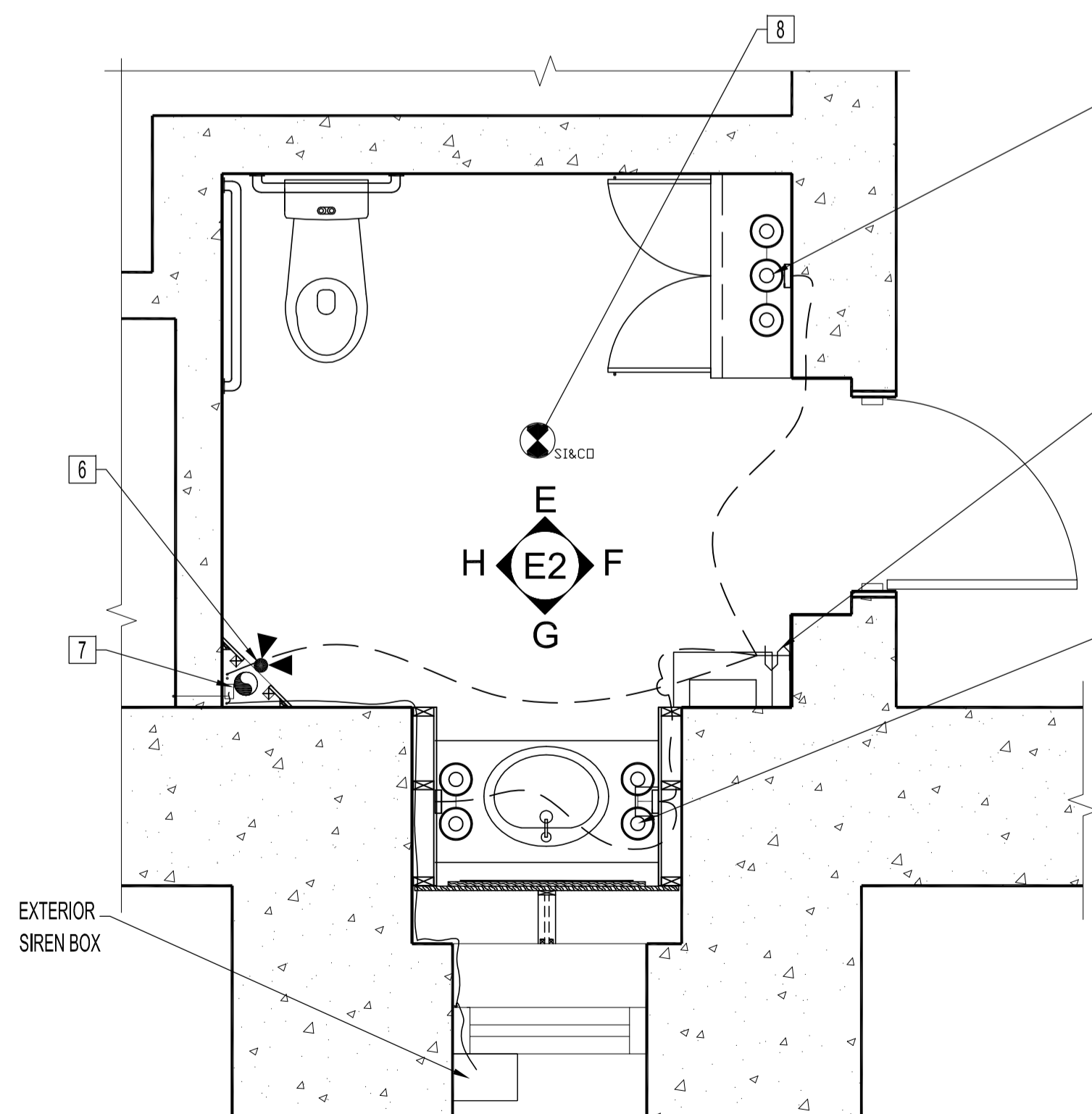
KEY PLAN
 SCALE: N.T.S.

| ELECTRICAL DRAWING LIST | |
|-------------------------|--|
| SHEET No. | SHEET TITLE |
| E1 | PARTIAL MAIN FLOOR PLAN - ELECTRICAL DEMOLITION & RENOVATION |
| E2 | PARTIAL MAIN FLOOR PLAN - ELECTRICAL ELEVATIONS |

NOTES :
 THESE DRAWINGS SHALL NOT BE SCALED.
 THE CONTRACTOR SHALL VISIT THE SITE AND SATISFY HIMSELF ALL DIMENSIONS, DATUM, AND DETAILED INFORMATION SHOWN ARE CORRECT.
 THE CONTRACTOR IS TO REVIEW AND COORDINATE ALL ARCHITECTURAL, MECHANICAL AND ELECTRICAL DRAWINGS FOR ADDITIONAL OPENINGS THROUGH FLOORS, WALLS, AND CEILINGS FOR DUCT, PIPE & ELECTRICAL RISERS AND ALL OPENINGS NOT SHOWN ON DRAWINGS.
 ALL PRODUCTS AND MATERIALS TO BE USED AND INSTALLED SHALL CONFORM WITH MANUFACTURER'S SPECIFICATIONS & APPLICABLE CODES INCLUDING ELECTRICAL LOADS. ADD ADDITIONAL ELECTRICAL CIRCUITS IF REQUIRED.
 THE CONTRACTOR SHALL BE RESPONSIBLE TO PATCH AND MAKE GOOD ALL EXISTING CONSTRUCTION AFFECTED BY THE REMOVAL OF ALL ITEMS FORMING THE PART OF THE RENOVATION WORK.
 ALL NEW LIGHTING FIXTURES TO BE CONNECTED TO APPROPRIATE PANELS, EXCEPT FOR EMERGENCY LIGHT REMOTE HEADS TO BE CONNECTED TO EMERGENCY LIGHT BATTERY PACK(S).
 GENERAL DUTY SWITCHES SHALL BE CSA APPROVED, C/W STAINLESS STEEL TRIM PLATES MOUNTED 400 MM ABOVE FLOOR UNLESS OTHERWISE NOTED.
 LIGHT SWITCHES SHALL BE MOUNTED 3'-0" O/C ABOVE FLOOR, EXCEPT AS NOTED.
 SUPPLY & INSTALL LAMACOID NAMEPLATES ON ALL NEW/RENOVATED TRIM PLATES & PANEL BOARDS.
 ALL RENOVATION WORK SHALL BE COORDINATED WITH TENANT TO MINIMIZE DISRUPTION OF DAILY SERVICES. ALL ESSENTIAL BUILDING SERVICES INCLUDING FIRE DETECTION SYSTEM SHALL BE MAINTAINED DURING RENOVATIONS IN ACCORDANCE WITH LATEST BUILDING CODES AND BY-LAWS.
 ALL BUILDING SECURITY & FIRE ALARM COMPONENTS AFFECTED BY RENOVATION WORK SHALL BE TESTED BY THE CONTRACTOR.
 CONTRACTOR TO CO-ORDINATE TESTING WITH CITY OF WINNIPEG, CENTRAL CONTROL OFFICE. 988-2351



3 WOMEN'S WASHROOM - ELECTRICAL RENOVATION
 E1 SCALE: 1/2"=1'-0"



4 MEN'S WASHROOM - ELECTRICAL RENOVATION
 E1 SCALE: 1/2"=1'-0"

| LIGHT FIXTURE SCHEDULE | | | | |
|------------------------|--------------|----------------------|-----------------|---|
| TYPE | MANUFACTURER | CATALOGUE No. | LAMP | DESCRIPTION |
| | DVI | DVP1822 - CHARLESTON | 2 X 15W, CFL | 2 - LIGHT, WALL MOUNTED VANITY, FINISH: ORB. WIRE TO EXHAUST FAN. |
| | DVI | DVP1843 - CHARLESTON | 3 X 15W, CFL | 3 - LIGHT, WALL MOUNTED VANITY, FINISH: ORB. WIRE TO EXHAUST FAN. |
| | LUMICELL | MT2 | 9 WATT TUNGSTEN | EMERGENCY REMOTE, 2 HEAD FIXTURE. VOLTAGE TO SUIT EXISTING. |

ELECTRICAL RENOVATION NOTES

SUPPLY & INSTALL, UNLESS OTHERWISE NOTED.
 CONTRACTOR SHALL FISH ALL NEW WIRING WITHIN NEW & EXISTING WALLS TO NEW LIGHT FIXTURES AND SWITCHES.

- 1 NEW JUNCTION BOX IN STAIRWELL. MOUNT ON WALL.
- 2 NEW LIGHT SWITCH WITH INFRARED MOTION SENSOR SWITCH. LUTRON MODEL # LOS-SIR-W C/W STAINLESS STEEL COVER. MOUNT SWITCH IN WALL. RUN WIRING INSIDE NEW & EXISTING WALLS. TYPICAL.
- 3 NEW 2 - BULB LIGHT FIXTURE. SEE LIGHT FIXTURE SCHEDULE.
- 4 RELOCATE 1" & 1/2" EMT WITHIN NEW WALL. REWIRE FIRE ALARM ANNUCIATOR & VESTIBULE JUNCTION BOX.
- 5 NEW 3 - BULB LIGHT FIXTURE. SEE LIGHT FIXTURE SCHEDULE.
- 6 NEW EMERGENCY LIGHT. MOUNT 90" FROM FLOOR.
- 7 SUPPLY & INSTALL NEW SECURITY ALARM WIRE. EXTEND WIRING FROM EXISTING DEVICE BOX TO EXTERIOR SIREN BOX. RUN WIRE ABOVE NEW ACOUSTIC CEILING.
- 8 SUPPLY & INSTALL BATTERY OPERATED CARBON -MONOXIDE & SMOKE DETECTOR.

| NO. | REVISION/DESCRIPTION | BY | DATE |
|-------|----------------------|----|------|
| SEALS | | | |

| DRAWN BY | RCP | CHECKED BY | APPROVED |
|----------|------------|---------------|----------|
| DATE | 2008.07.07 | USER APPROVAL | |

CITY OF WINNIPEG
 PLANNING, PROPERTY AND
 DEVELOPMENT DEPARTMENT
 CIVIC ACCOMMODATIONS DIVISION
 300 - 65 GARRY ST. R3C 4K4

PROJECT
 ARCHIVES BUILDING
 BARRIER - FREE UPGRADE TO PUBLIC WASHROOMS

380 WILLIAM AVE.
 SHEET TITLE

PARTIAL MAIN FLOOR PLAN
 ELECTRICAL
 DEMOLITION & RENOVATION

| SCALE | PROJECT NO. | SHEET NO. |
|----------|-------------|-----------|
| AS SHOWN | 2008-006 | E1 |