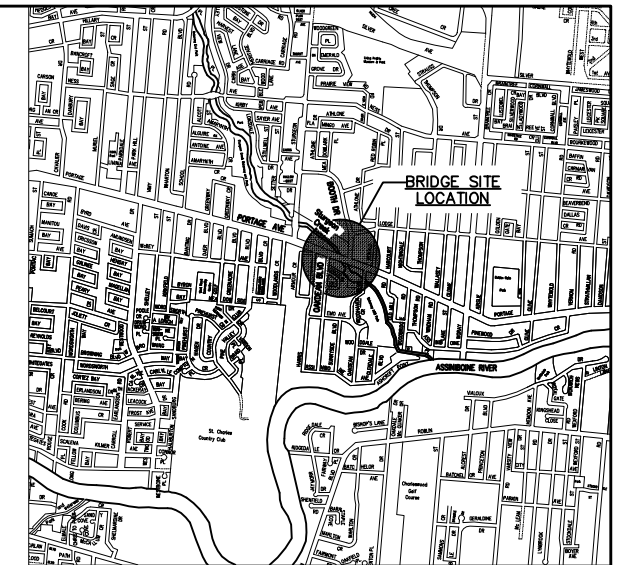
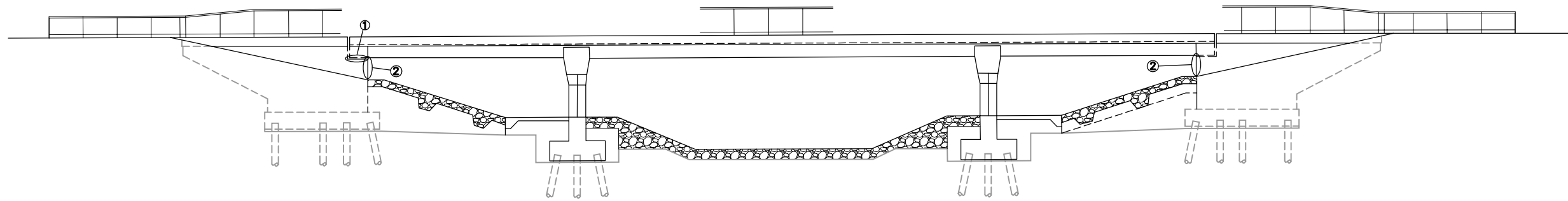


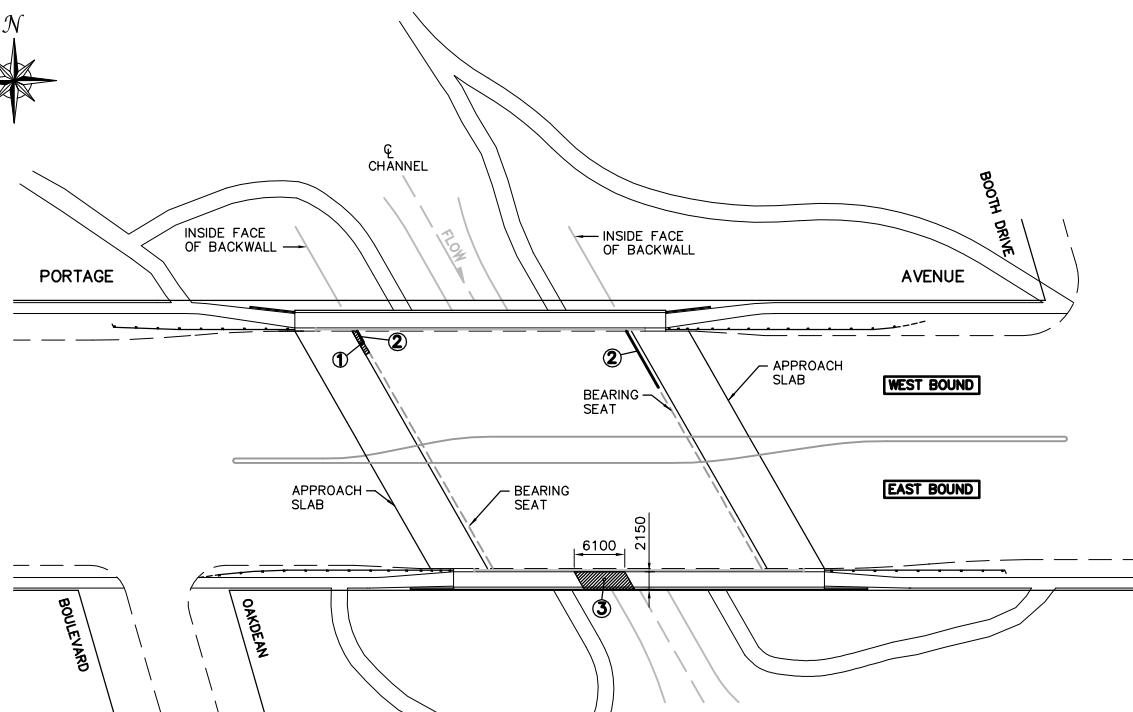
SECTION
SCALE 1:100



LOCATION PLAN
N.T.S.



ELEVATION LOOKING NORTH
SCALE 1:100



PLAN
SCALE: 1:500

NOTE: SIZE AND EXTENT OF SIDEWALK REPAIRS TO BE VERIFIED ON SITE BY CONTRACT ADMINISTRATOR IMMEDIATELY PRIOR TO COMMENCING SLAB REPAIRS.

APPROX. 13 m²

SCOPE OF WORK

1. REPAIR CONCRETE BEARING SEATS
2. REPAIR ABUTMENT FACE WITH NEW FRACTURED FIN TEXTURE
3. REPAIR CONCRETE SIDEWALK

GENERAL NOTES

1. ALL DIMENSIONS MUST BE VERIFIED BY THE CONTRACTOR ON SITE
2. CONTRACTOR TO CONTACT CONTRACT ADMINISTRATOR IMMEDIATELY IF THERE ARE ANY DISCREPANCIES.
3. ALL CONCRETE WORK TO MATCH EXISTING CROSS FALL, ELEVATIONS AND FINISHES.

ADDILLON ACAD. FILE: G:\CAD\089072\Cont\A\Sturgeon Creek\PORTAGE AVENUE BRIDGE @ STURGEON CREEK.dwg 6/18/2008

B.M. ELEV.	DESIGNED BY DDW		
	DRAWN BY DDW		
	CHECKED BY JSB		
	APPROVED BY		
	HOR. SCALE AS NOTED	RELEASED FOR CONSTRUCTION	CONSULTANT PROJECT NO. 089072
0	ISSUED FOR TENDER 07/31/08 JSB	ORIGINAL SIGNED BY B.A. NEIRNCK	
NO. REVISIONS	DATE BY DATE	JULY 2008	

THE CITY OF WINNIPEG
PUBLIC WORKS DEPARTMENT

Winnipeg

2008 BRIDGE MAINTENANCE
PORTAGE AVENUE BRIDGE
AT STURGEON CREEK

ABUTMENT AND SIDEWALK
CONCRETE REPAIRS

CITY DRAWING NUMBER
B178-08-01
SHEET 2 OF 7

BID OPPORTUNITY
571-2008