EXISTING INTERIOR WALLBOARD ON UPPER HALF OF MAIN FLOOR WALLS (APPROX. 300 SQ. FT.) CONTAINS ASBESTOS AND MUST BE REMOVED IN ACCORDANCE WITH MANITOBA GUIDELINES FOR WORKING WITH ASBESTOS.

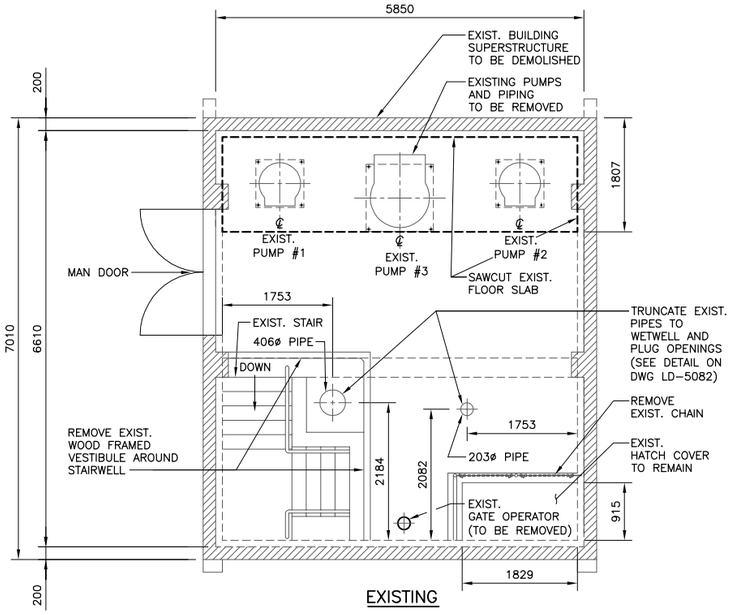

1 FLOOR PLAN (EL. 232.28m)
SCALE: 1:50

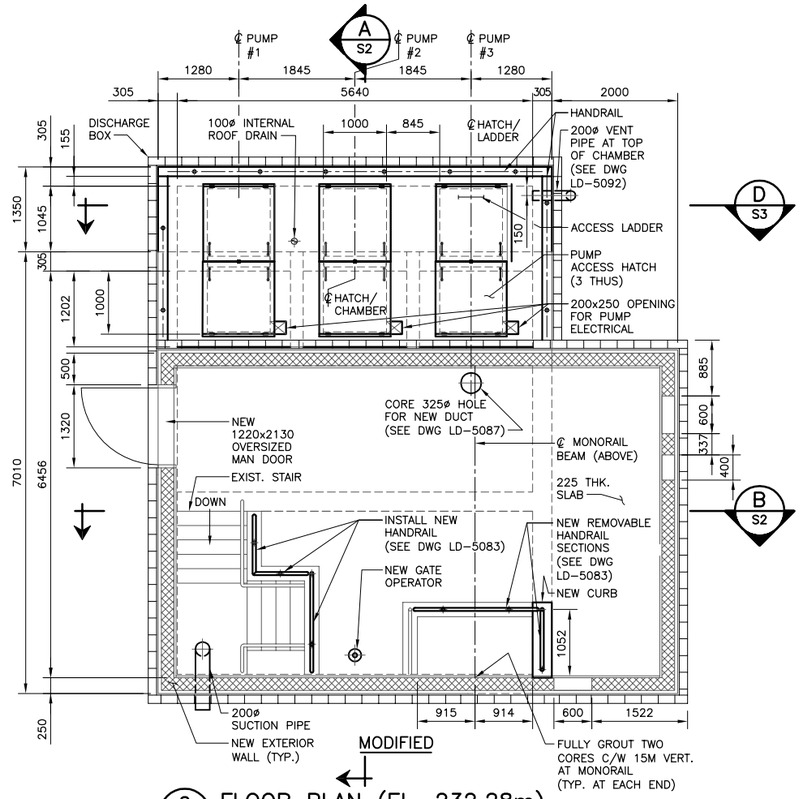

2 FLOOR PLAN (EL. 232.28m)
SCALE: 1:50

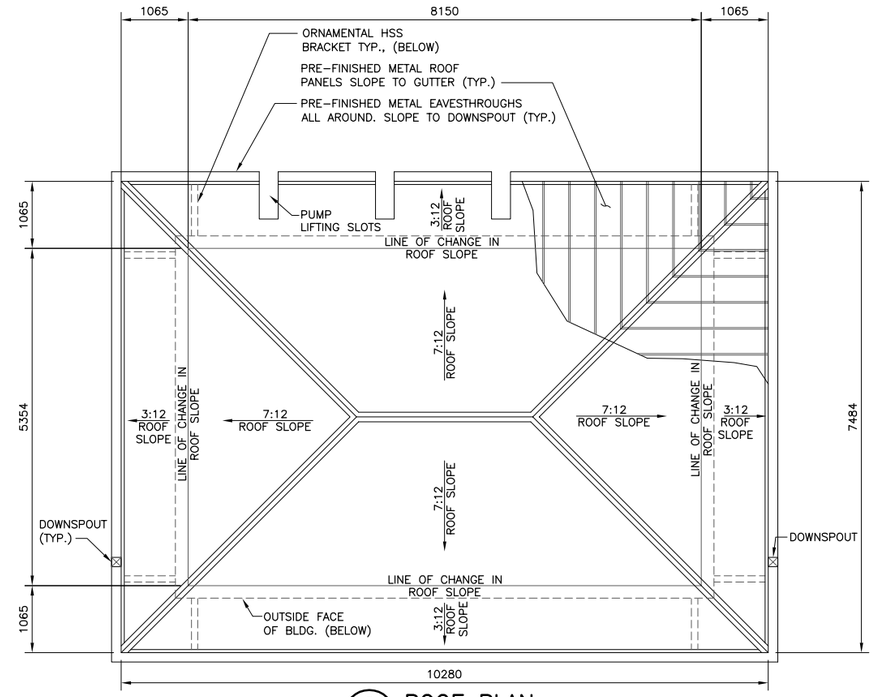

5 ROOF PLAN
SCALE: 1:50

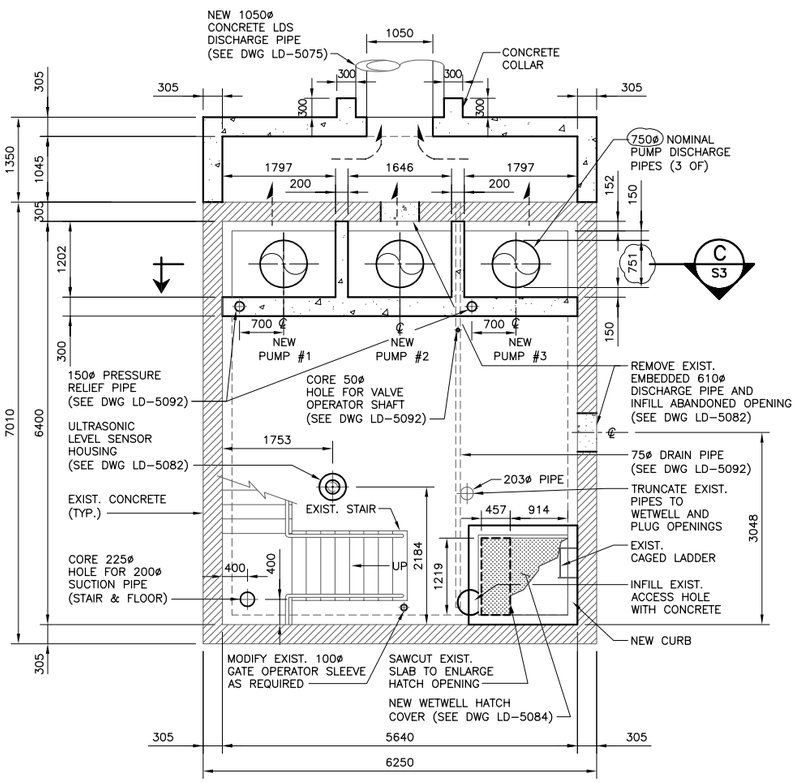

3 FLOOR PLAN (EL. 229.21m)
SCALE: 1:50

NOTE:
SEAL ALL FLOOR PENETRATIONS AT EL. 229.21m WITH HYDRAULIC GROUT UNLESS NOTED OTHERWISE.

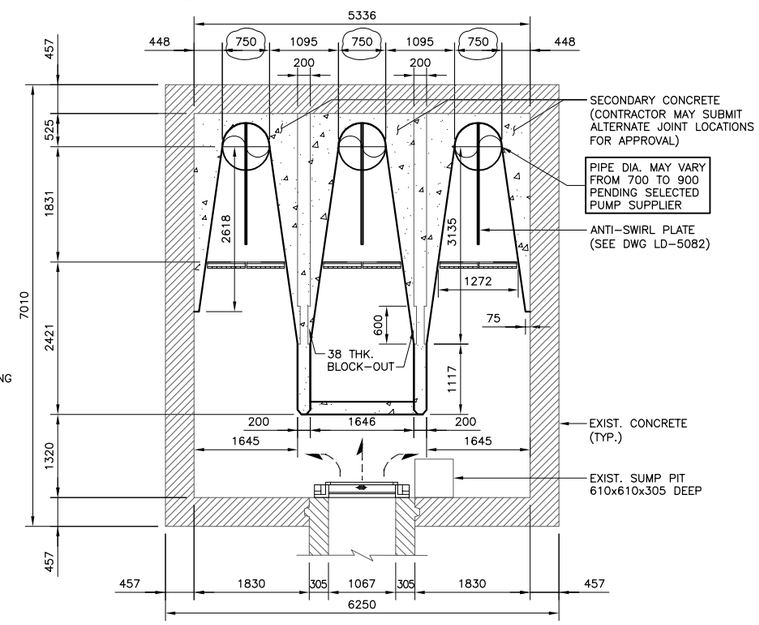

4 FLOOR PLAN (EL. 220.83m)
SCALE: 1:50

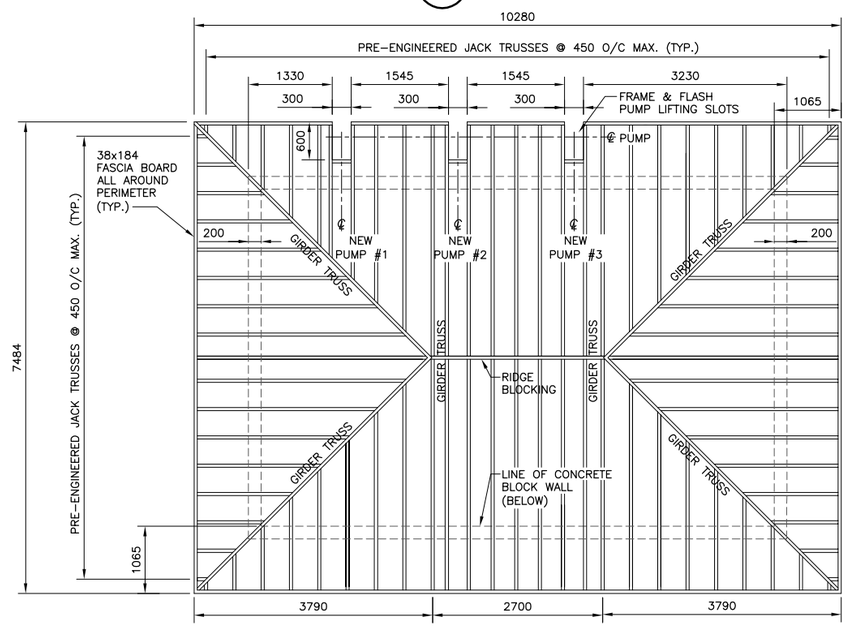

6 ROOF FRAMING PLAN
SCALE: 1:50

SEE DWG. LD-5079 FOR GENERAL NOTES.

1000 0 1000 2000 3000 4000
SCALE: 1:50 METRIC (A1)
1:100 METRIC (A3)

METRIC
WHOLE NUMBERS INDICATE MILLIMETRES
DECIMALIZED NUMBERS INDICATE METRES

APEGM
Certificate of Authorization
KGS Group
No. 245 Date: 2008-09-23

B.M. XX-XXX
ELEV. XXX.XXX

NO.	REVISIONS	DATE	BY
0	ISSUED FOR CONSTRUCTION	08/09/23	CMS

KGS GROUP
CONSULTING ENGINEERS & PROJECT MANAGERS
WINNIPEG (204) 896-1209
THUNDER BAY (807) 345-2233

DESIGNED BY	CMS	CHECKED BY	CMS
DRAWN BY	FV	APPROVED BY	
SCALE:	AS NOTED	RELEASED FOR CONSTRUCTION:	
DATE	08/02/28	DATE	

ENGINEER'S SEAL

ORIGINAL DRAWING SIGNED BY:
C.M. SIEPMAN
08/09/23
YY/MM/DD

CONSULTANT DRAWING NO.
08-0107-03-S1

Winnipeg
THE CITY OF WINNIPEG
WATER & WASTE DEPARTMENT

RAVELSTON LAND DRAINAGE PUMPING STATION UPGRADE

STRUCTURAL
FLOOR AND ROOF PLANS

SHEET 01 OF 11
CAD FILE DRAWING NUMBER 08-0107-03-01
CITY DRAWING NUMBER LD-5076

COWLEGEND