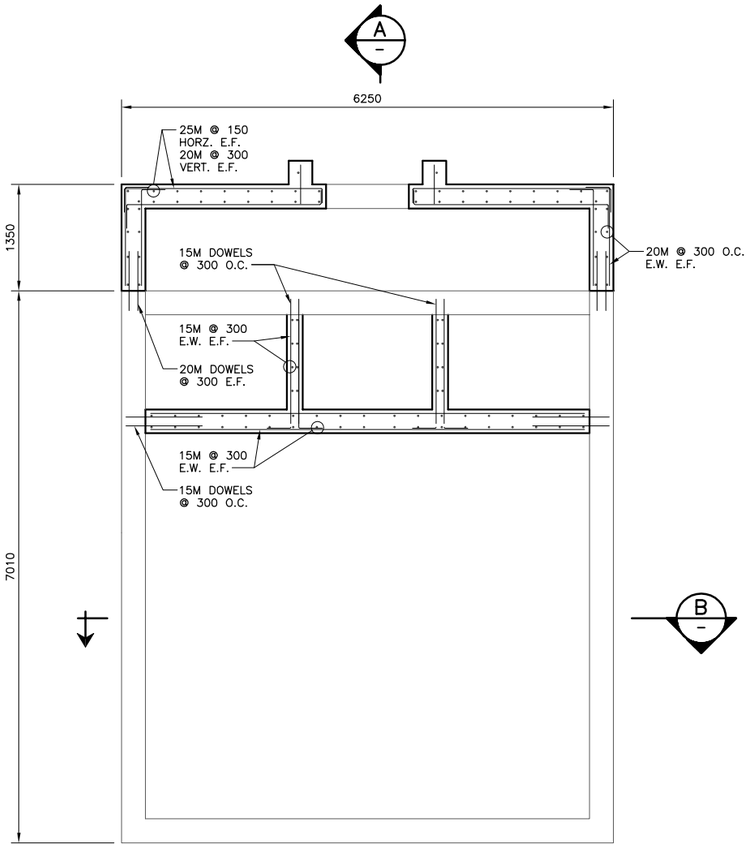

WALL REINFORCING PLAN (EL. 299.21m)

SCALE: 1:40

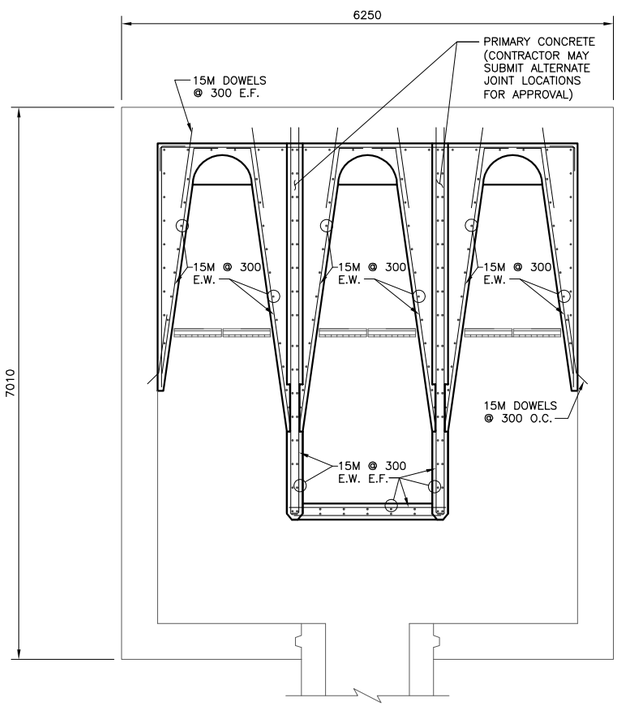

WALL REINFORCING PLAN (EL. 220.83m)

SCALE: 1:40

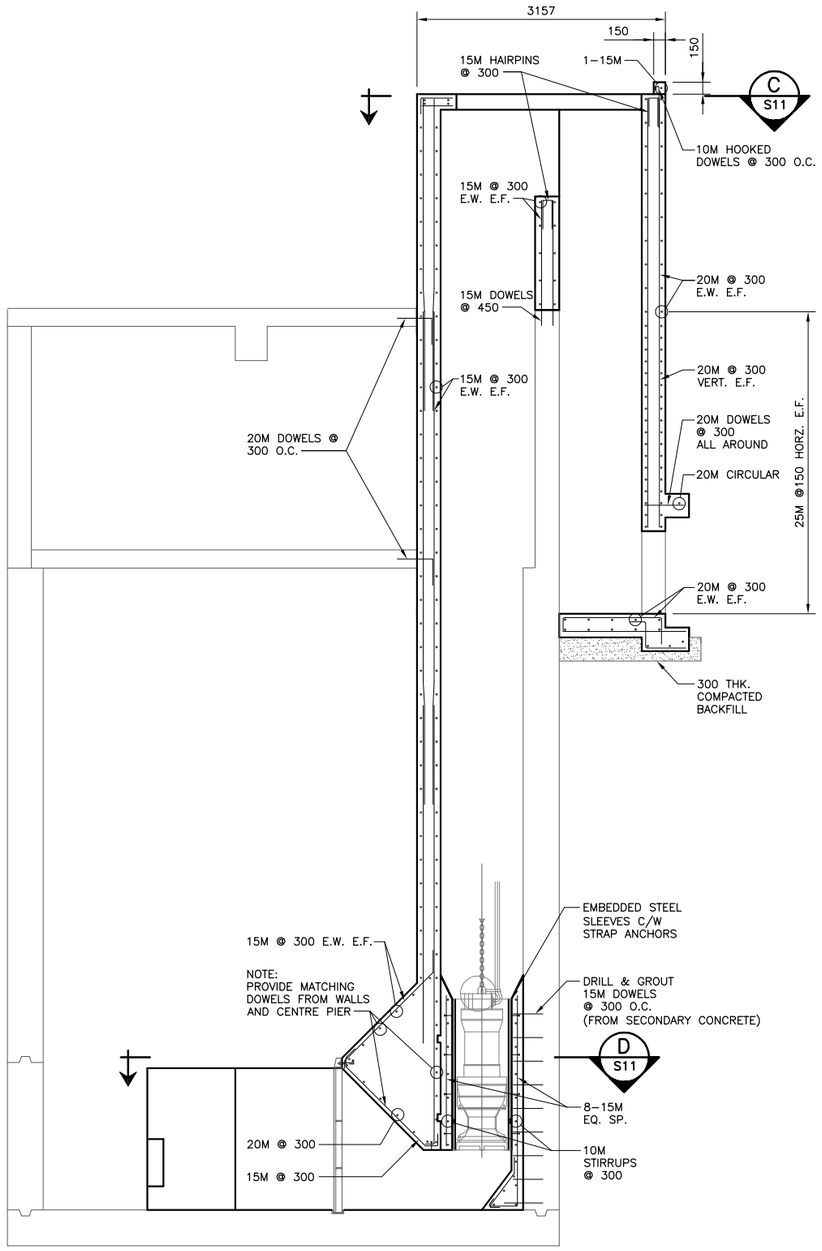

A SECTION

SCALE: 1:40

PROCEDURE FOR DOWELING INTO EXIST. CONCRETE:

1. DRILL HOLE INTO EXISTING CONCRETE EQUAL TO 1.25 x BAR DIAMETER.
2. EMBEDMENT DEPTH TO BE 250 FOR 20M DOWELS AND 200 FOR 15M DOWELS U.N.O.
3. DRILL HOLE TO BE LOCATED AT MID–DEPTH OF SLAB OR WALL U.N.O.
4. BLOW OUT DRILL HOLE TO REMOVE DEBRIS.
5. FILL HOLE WITH SPECIFIED EPOXY GROUT AND INSERT DOWEL WHILE ROTATING TO ENSURE COVERAGE OF GROUT.
6. ROUGHEN EXISTING CONCRETE SURFACE ADJACENT TO DOWELS TO MINIMUM 5mm AMPLITUDE AND CLEAN SURFACE FROM DUST AND DEBRIS.
7. INSTALL SIKASWELL S2 WATERSTOP AT MID–DEPTH OF SLAB OR WALL U.N.O.

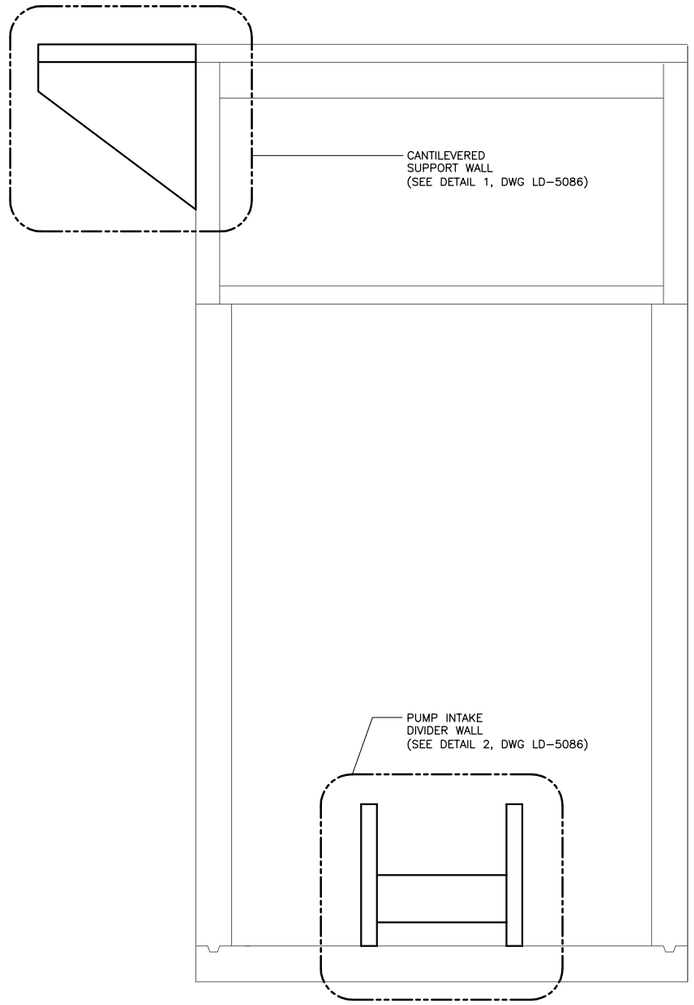

B SECTION

SCALE: 1:40

CLEAR CONCRETE COVER TO BE 40mm U.N.O.

SEE DWG. LD–5079 FOR GENERAL NOTES.

400 0 400 800 1200 1600

SCALE: 1:20 METRIC (A1)
1:40 METRIC (A3)

METRIC
WHOLE NUMBERS INDICATE MILLIMETRES
DECIMALIZED NUMBERS INDICATE METRES

APEGM
Certificate of Authorization
KGS Group
No. 245 Date: 2008–09–23

B.M. XX–XXX
ELEV. XXX.XXX

NO.	REVISIONS	DATE	BY
0	ISSUED FOR CONSTRUCTION	08/09/23	CMS

KGS GROUP
CONSULTING ENGINEERS & PROJECT MANAGERS
WINNIPEG (204) 896–1209
THUNDER BAY (807) 345–2233

DESIGNED BY	CMS	CHECKED BY	CMS
DRAWN BY	FV	APPROVED BY	
SCALE:	AS NOTED	RELEASED FOR CONSTRUCTION:	
DATE	08/02/28	DATE	

ENGINEER'S SEAL

ORIGINAL DRAWING SIGNED BY:
C.M. SIEPMAN
08/09/23
YY/MM/DD

CONSULTANT DRAWING NO.
08–0107–03–S10

Winnipeg

THE CITY OF WINNIPEG
WATER & WASTE DEPARTMENT

RAVELSTON LAND DRAINAGE PUMPING STATION UPGRADE

STRUCTURAL REINFORCING DETAILS (1 OF 2)

SHEET 10 OF 11
CAD FILE DRAWING NUMBER 08–0107–03–01
CITY DRAWING NUMBER LD–5085

COWLEGEND