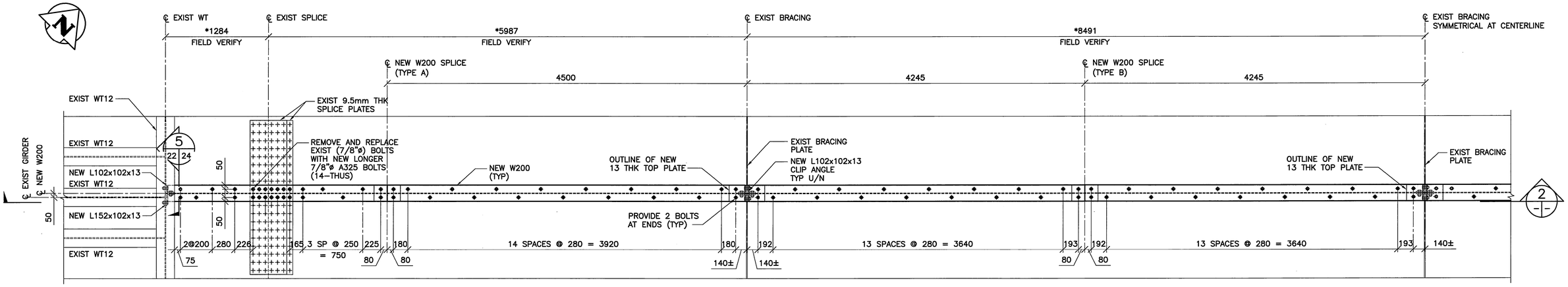

1 PLAN/DETAIL – SPAN 3 AND 4 GIRDER REINF

21 22

1 : 25

– TYPICAL FOR BOTH GIRDERS OF THE WESTBOUND STRUCTURE

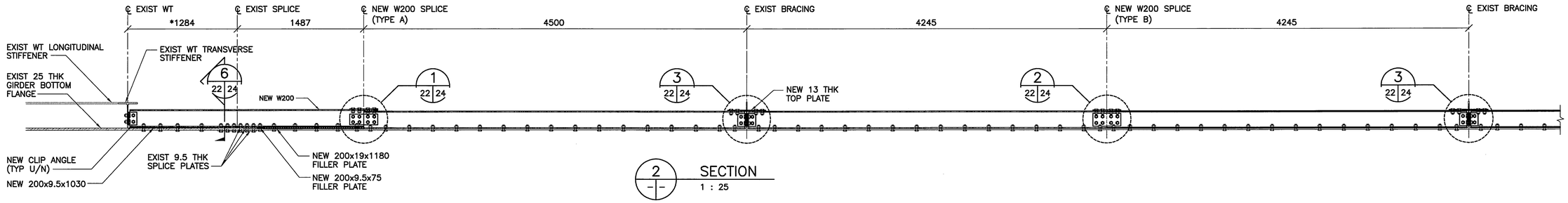

2 SECTION

1 : 25

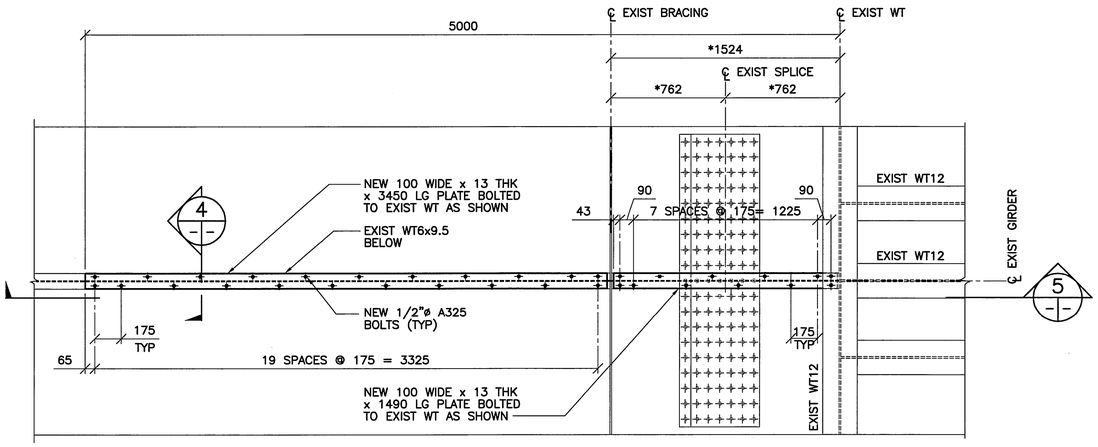

3 DETAIL –SPAN 1 GIRDER REINF

21 22

1 : 20

– TYPICAL FOR BOTH GIRDERS OF THE WESTBOUND STRUCTURE

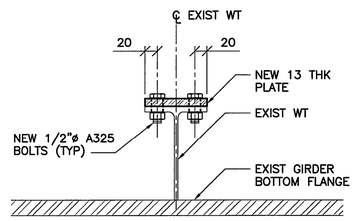

4 SECTION

1 : 5

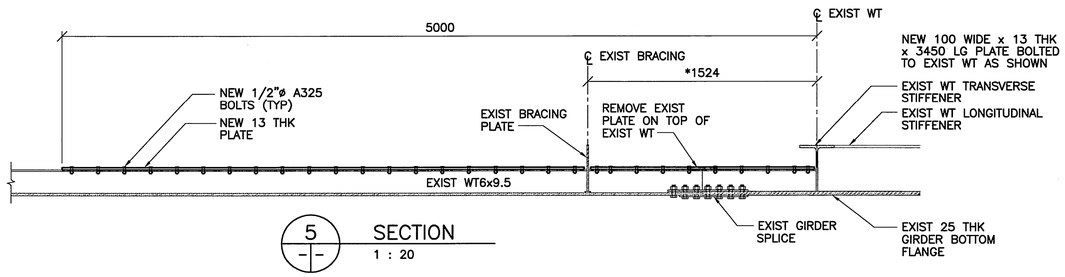

5 SECTION

1 : 20

APEGM
Certificate of Authorization
Wardrop Engineering Inc.
No. 195 Expiry: April 30, 2008

NO.	REVISIONS	DATE	BY
00	ISSUED FOR TENDER	08.02.05	EFS

B.M. ELEV. F.B.

WARDROP | Engineering Inc.

DESIGNED BY E.F.S.	CHECKED BY
DRAWN BY G.I.	APPROVED BY
HOR. SCALE: AS NOTED	ACCEPTED BY DATE
VERTICAL:	08-02-05
DATE 08.02.05	RANDY FINGAS, P. ENG. BRIDGE PROJECTS ENGINEER

PROVINCE OF MANITOBA
08/02/05
E.F.G. SHEHATA
Member 23439
REGISTERED PROFESSIONAL ENGINEER

CONSULTANT DRAWING NO.
0600070700-DWG-S1122-00

Winnipeg

THE CITY OF WINNIPEG
PUBLIC WORKS DEPARTMENT
TRANSPORTATION ENGINEERING DIVISION

FORT GARRY TWIN BRIDGES
WESTBOUND STRUCTURE REHABILITATION AND ASSOCIATED ROADWORKS

GIRDER BOTTOM FLANGE STRENGTHENING SPANS 1, 3 AND 4

CITY DRAWING NUMBER B173-08-022W

SHEET 22 OF 54

22