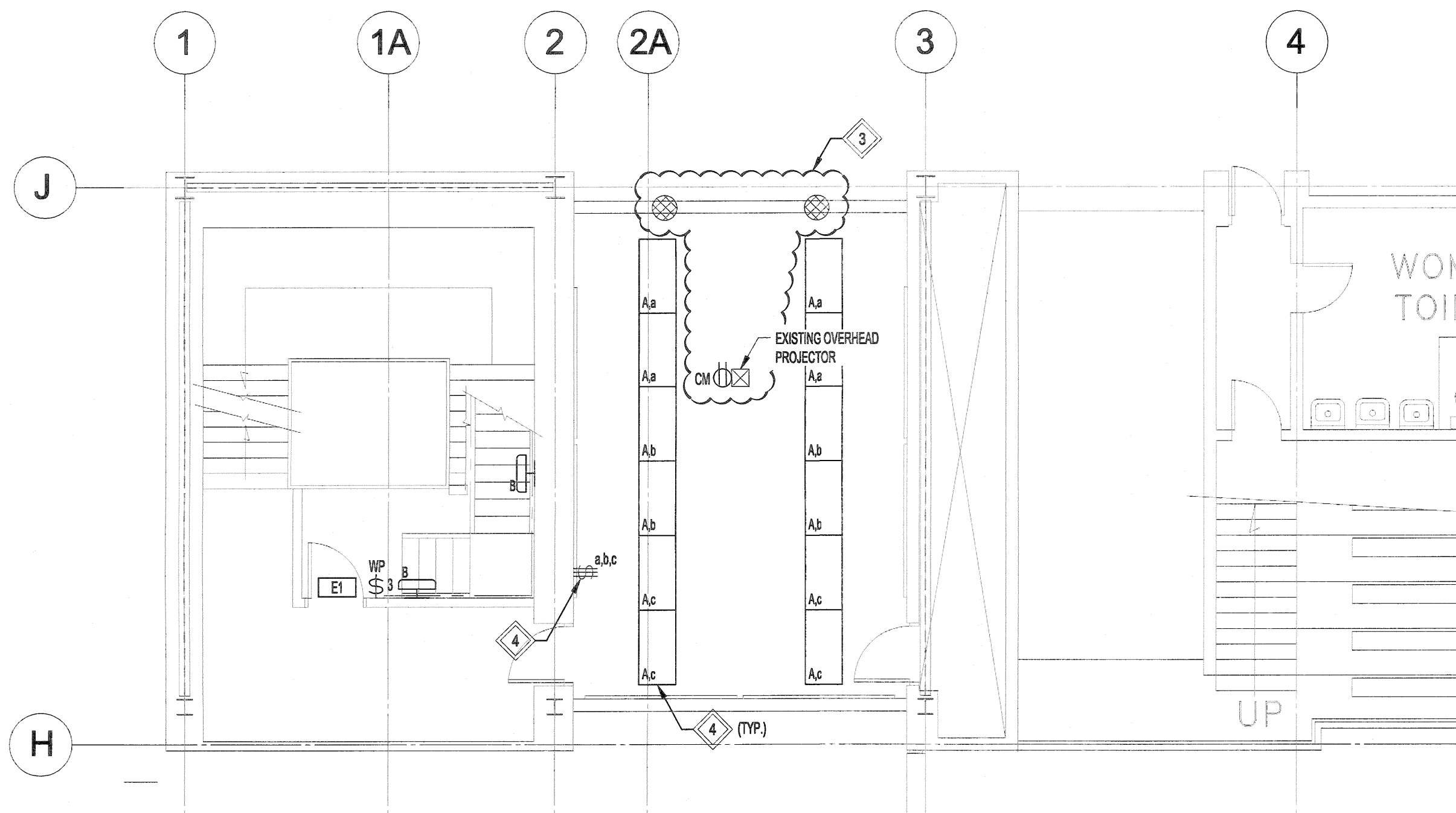
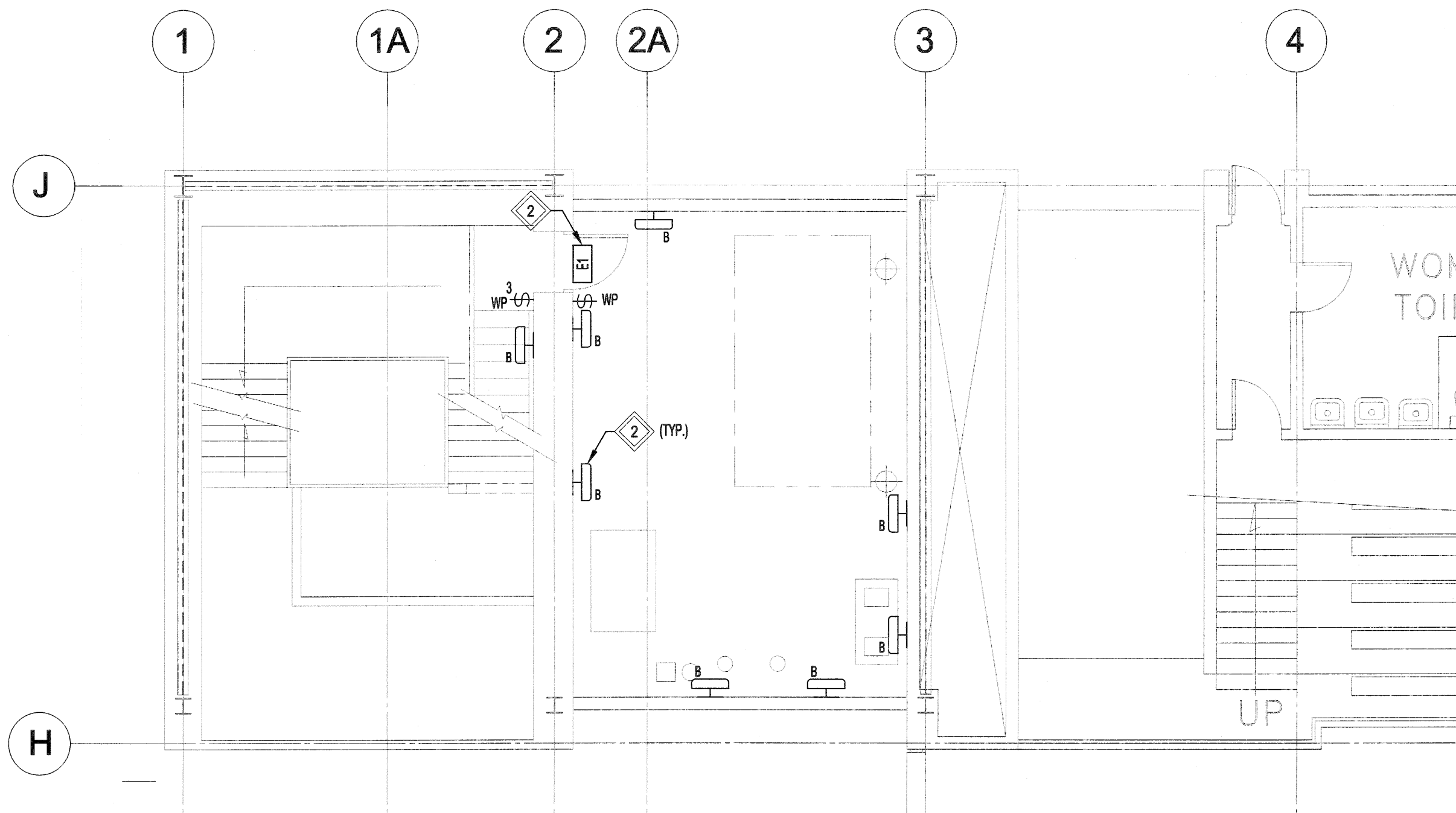


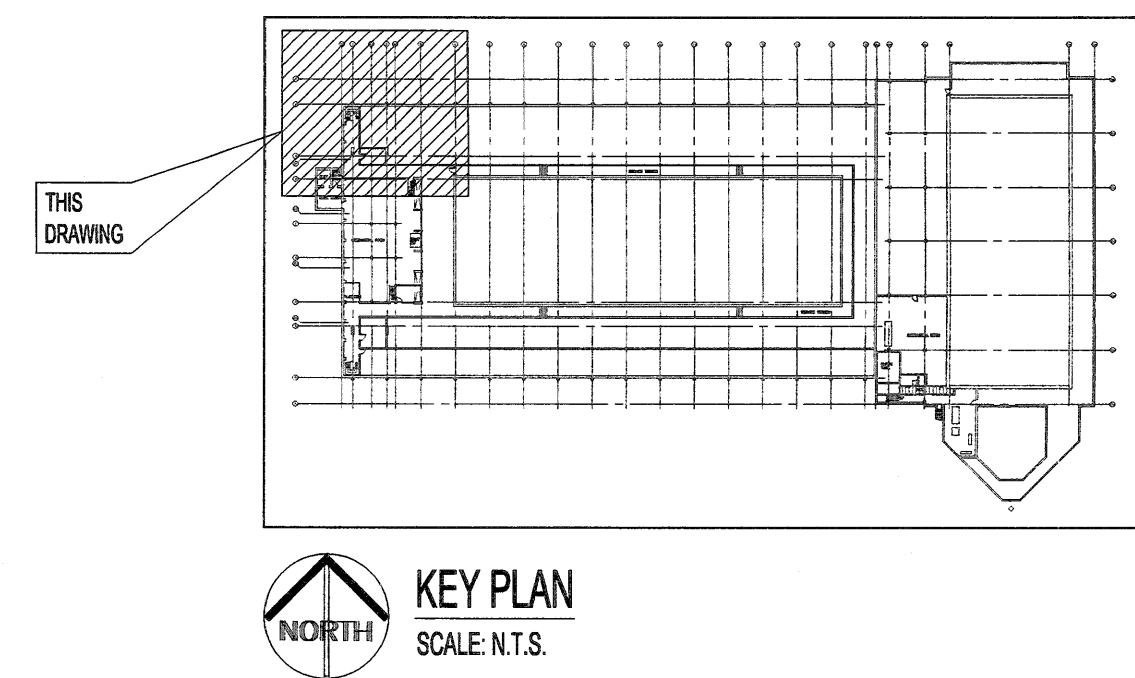
**PARTIAL FLOOR PLAN - DEMOLITION**  
SCALE 1:75



**PARTIAL FLOOR PLAN - NEW**  
SCALE 1:75



**PARTIAL MECHANICAL PLATFORM PLAN - NEW**  
SCALE 1:75



**KEY PLAN**  
SCALE: N.T.S.

NOTES:

THESE DRAWINGS SHALL NOT BE SCALED.

THE CONTRACTOR SHALL VISIT THE SITE AND SATISFY ONESELF ALL DIMENSIONS, DATUM, AND DETAILED INFORMATION SHOWN ARE CORRECT.

THE CONTRACTOR IS TO REVIEW AND COORDINATE ALL ARCHITECTURAL, MECHANICAL, ELECTRICAL AND STRUCTURAL DRAWINGS FOR ADDITIONAL OPENINGS THROUGH FLOORS, WALLS, AND CEILINGS FOR DUCT, PIPE & ELECTRICAL RISERS AND ALL OPENINGS NOT SHOWN ON DRAWINGS.

ALL OPENINGS THROUGH THE FIRE SEPARATIONS AS A RESULT OF THE WORK OF THIS CONTRACT ARE TO BE FIRE STOPPED AND SEALED WITH U.L.C. APPROVED FIRE STOPPING TO MAINTAIN THE INTEGRITY OF THE FIRE SEPARATION, AND PROVIDE AND SMOKE-TIGHT BARRIER.

ALL PRODUCTS AND MATERIALS TO BE USED AND INSTALLED SHALL CONFORM WITH MANUFACTURERS SPECIFICATIONS & APPLICABLE CODES.

THE CONTRACTOR SHALL BE RESPONSIBLE TO PATCH AND MAKE GOOD ALL EXISTING CONSTRUCTION AFFECTED BY THE REMOVAL OF ALL ITEMS FORMING THE PART OF THE RENOVATION WORK.


WHERE NEW FLOORING AND BASE IS TO BE INSTALLED IN EXISTING AREAS (REFER TO FLOOR PLAN AND ROOM SCHEDULE) THE EXISTING FLOORING SURFACE AND BASE MUST BE REMOVED, UNLESS OTHERWISE NOTED. ALL FLOOR SURFACES SHALL BE PREPARED IN ACCORDANCE TO MANUFACTURER'S RECOMMENDATIONS FOR INSTALLATION OF NEW FLOOR.

WHERE PAINTING OF EXISTING WALLS IS INDICATED ON THE ROOM SCHEDULE, THESE WALLS MUST BE CLEANED OF ANY EXISTING WALL COVERING, PATCHED & PREPARED TO ACCEPT NEW MATERIAL, UNLESS OTHERWISE NOTED.

- GENERAL NOTES:**
- SURFACE CONDUIT WITHIN STAIR WILL NOT BE ACCEPTED.
  - EXISTING WALLS/CEILINGS CONTAIN ASBESTOS. ABATEMENT PROVIDED BY THE CITY. CONTRACTOR TO COORDINATE.

- KEYNOTES:**
- DISCONNECT AND REMOVE ALL CONDUIT, WIRING, RECEPTACLES AND LIGHTING WITHIN THE CEILING SPACE IN THE AREA SHOWN. TEMPORARILY PULL BACK WIRING AND CONDUIT TO ALLOW FOR THE INSTALLATION OF NEW MECHANICAL PLATFORM ABOVE.
  - PROVIDE NEW LED LIGHTING AND EXIT SIGN FOR THE MECHANICAL PLATFORM / STAIR AS SHOWN COMPLETE WITH LINE VOLTAGE SWITCHES AND UNISTRUT SUPPORT AS REQUIRED. POWER MECHANICAL ROOM NEW LIGHTING FROM A NEW 15A, 1P BREAKER IN PANEL 'EIA-208-2' LOCATED IN THE BASEMENT ELECTRICAL ROOM. COORDINATE THE LOCATIONS OF THE LIGHTS WITH THE MECHANICAL SUB-CONTRACTOR SUCH THAT THE NEW MECHANICAL EQUIPMENT AND DUCT WORK DOES NOT INTERFERE WITH THE NEW LIGHTING.
  - TEMPORARILY REMOVE AND STORE EXISTING SPEAKERS, OVERHEAD PROJECTOR AND WIRING. REINSTALL AND RECONNECT IN EXACT LOCATIONS ONCE NEW CEILING IS INSTALLED COMPLETE WITH NEW RECEPTACLE FOR THE PROJECTOR AND CONDUIT SLEEVES FOR DATA AND SPEAKER WIRING.
  - PROVIDE NEW LED LIGHTING FOR THE MULTI-PURPOSE ROOM AS SHOWN. REUSE EXISTING LINE VOLTAGE LIGHT SWITCHES AND EXTEND THE EXISTING WIRING AS REQUIRED.

No.	REVISION/DESCRIPTION	BY	DATE
0	ISSUED FOR TENDER	CLS	18.08.21



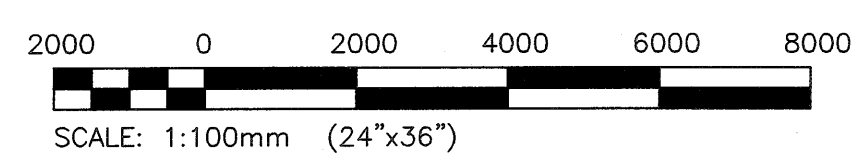
DRAWN	CHECKED	DESIGNED	APPROVED
DATE 20180821	USER		

THE CITY OF WINNIPEG  
PLANNING, PROPERTY AND  
DEVELOPMENT DEPARTMENT  
MUNICIPAL ACCOMMODATIONS DIVISION  
3-65 GARRY STREET, R3C 4K4

PROJECT  
BOILER ROOM  
COMBUSTION AIR UPGRADE  
AT PAN AM POOL  
25 POSEIDON BAY

**SHEET TITLE**  
ELECTRICAL  
LIGHTING PLANS

SCALE	PROJECT No:	SHEET No:
AS SHOWN	18-0107-006	E04



**ENGINEERS**  
GEOSCIENTISTS  
MANITOBA  
Certificate of Authorization  
KGS Group  
No. 245

**KGS**  
GROUP  
CONSULTING  
ENGINEERS