

FORM N: DETAILED SPECIFICATIONS 21037 (SECTION A)

AG TRACTOR 40HP PTO (OPEN STATION)

1.0 INSTRUCTIONS FOR COMPLETION OF SPECIFICATIONS

- 1.1 All items in these specifications should be answered indicating compliance or non-compliance.
- 1.2 **Bidders shall state “yes” for compliance or state “deviation”**, or give a reply where requested to do so. Deviations and/or equivalents shall be clearly stated and fully detailed. Deviations and/or equivalents will be considered subject to evaluation. In every instance where a brand name or design specifications is used, the City will also consider deviations and/or equivalents.
- 1.3 Lengthy explanations of deviations may be included in a separate document and must reference the appropriate Detailed Specification.
- 1.4 Each Bidder is required to fill in every blank. Failure to do so may be used as a basis for rejection of bid.
- 1.5 It will be the responsibility of the Bidder to inform the City of any errors or omissions in these Detailed Specifications, for under this Contract, the Contractor shall be held responsible to ensure that the manufacturer will be responsible for the design, performance, reliability and satisfactory operational function of the unit.

2.0 DESCRIPTION OF EQUIPMENT

- 2.1 These specifications describe **Ag Tractor** and other equipment and features as specified herein.
- 2.2 The **Ag Tractor** shall be a new 2021 model year or newer.
- 2.3 The **Ag Tractor** and all other items/components shall be the manufacturer's latest model. The equipment shall be furnished complete and ready for operation. Any parts or accessories not specifically mentioned, but which are required to complete and place the equipment and associated attachments in successful operation shall be furnished as though specifically mentioned in these specifications. The equipment and associated attachments, and all parts thereof, shall conform in strength and quality of material and workmanship, to the best standards and engineering practice of the industry.
- 2.4 The **Ag Tractor** shall be the manufacturer's latest model, as may be modified by these specifications. The **Ag Tractor**, including all auxiliary equipment, shall be furnished complete and ready for use. All parts not specifically mentioned but which are required for the complete unit shall conform in strength, quality of material and workmanship, to the best standards and engineering practice in the industry.
- 2.5 The ratings specified herein merely state the minimum values acceptable to the City, not implying that those values are sufficient for the design of the particular equipment being bid.

3.0 OTHER SPECIFICATIONS AND STANDARDS

- 3.1 All applicable SAE Standards form an integral part of the vehicle specifications and shall have precedence in any conflict concerning minimum acceptable standards.
- 3.2 The **Ag Tractor** shall comply with the applicable regulations:

Transport Canada, National Safety Mark, NSM: <http://www.tc.gc.ca/eng/acts-regulations/acts-road.htm>

Manitoba Safety and Health Regulation, Parts 12, 16, 22: <https://web2.gov.mb.ca/laws/statutes/ccsm/w210e.php>

Canadian Motor Vehicle Safety Standards C.M.V.S.S. http://laws-lois.justice.gc.ca/eng/regulations/C.R.C.,_c._1038/section-sched3.html

Manitoba Highway Traffic Act regulations and requirements including, but not limited to, a Manitoba Government Inspection with Safety Sticker. <http://web2.gov.mb.ca/laws/regs/index.php?act=h60>

Canadian Standards Association, CSA: <http://www.csagroup.org/>

Under Writers of Canada, U/L: <http://www.ulc.ca/>

Society of Automotive Engineers, SAE: <http://www.sae.org/>

City of Winnipeg Lighting Visibility Standard: <http://winnipeg.ca/matmgt/pdfs/PublicWorksEquipLightingVisibility.pdf>

Manitoba Building Code: <https://web2.gov.mb.ca/laws/regs/current/pdf-regs.php?reg=31/2011>

3.3 All welding and welding designs of the load supporting elements shall conform to the requirements of the Canadian Standards Association Standard (CSA) W47.1-03 and W59-03.

4.0 REFERENCES

4.1 Provide five (5) references where this equipment is used in a working environment where climatic conditions are similar to the City of Winnipeg.

5.0 MAKE & MODEL

5.1 State year, make and model being bid: _____

6.0 PERFORMANCE RELIABILITY

6.1 The responsibility for the design of the **Ag Tractor**, its performance and reliability shall rest upon the Contractor.

6.2 The term “repeated failures” as used herein is defined to mean that the same component, subassembly, or assembly develops repeated defects, breakdowns and/or malfunctions rendering the vehicle inoperative, or requiring repeated shop correction, service and/or replacement during the warranty period applicable for said component, subassembly, of assembly. Minor items or ordinary service adjustments are not included, or considered under the scope of “repeated failures”, as well as other factors, such as operational damage due to accidents, misuse or lack of proper maintenance, service and lubrication attention by not following the manufacturer’s preventative maintenance schedule.

6.3 Where the **Ag Tractor** develops “repeated failures” in service, the Contractor shall make any necessary engineering changes, repairs, alterations or modifications in order to guarantee reliability of performance.

6.4 The equipment shall be capable of consistent top performance in City of Winnipeg Environment. Note: The City of Winnipeg has four seasons with ambient temperatures ranging from approximately 90°F (32°C) to -40°F (-40°C).

7.0 FUEL

7.1 Where applicable, all equipment must be fully fueled upon delivery (no exceptions).

8.0 QUALIFICATIONS OF MANUFACTURER & CONTRACTOR

8.1 The manufacturer of the **Ag Tractor** shall have five (5) years continuous experience manufacturing the equipment.

8.2 The manufacturer shall have in effect a documented quality control program ensuring that the quality of materials and workmanship, including welding, conforms to the best standards and engineering practice of the industry.

8.3 The Contractor shall have five (5) years continuous experience servicing, repairing and maintaining **Ag Tractor** of the type being offered.

9.0 SPECIFICATIONS:

ENGINE

9.1 Engine type Diesel, **state** manufacturer. _____

9.2	Tier	Tier IV final, state .	_____
9.3	Engine HP (Gross)	Approx. 48 HP.	_____
9.4	PTO HP	Approx. 40 HP.	_____
9.5	Auto throttle	For synchronizing tractor speed and engine rpm.	_____
9.6	Cruise control	For constant working speed.	_____
9.7	Rated speed, RPM	State rated RPM Speed.	_____
9.8	Air cleaner	Dry type air cleaner.	_____
9.9	Fuel tank capacity	State capacity. The City of Winnipeg requires units to carry enough fuel to run 10hr shifts without refueling. Normal usage cutting grass and travel between work sites.	_____
9.10	Throttle	Hand or foot throttle control, state .	_____

ELECTRICAL

9.11	Alternator	Approx. 45 Amps, State .	_____
9.12	Lockable power disconnect switch	Connected to battery. Prevents low-draw accessories from draining battery in long-term storage. Switch to be lockable with a pad lock.	_____

DRIVE TRAIN

9.13	Transmission	Hydrostatic transmission 4 wheel drive, (3 speed with hi-low range) with adjustable hydrostatic response.	_____
9.14	No. of speeds	State , No. of speeds for forward and reverse.	_____
9.15	Brakes	Wet, multi disc.	_____
9.16	Steering	Hydrostatic power steering.	_____
9.17	Drive	4x4 (4 wheel drive) with rear differential lock.	_____
9.18	HST pedal(s)	Single or dual pedal, state .	_____

9.19 Pedal ergonomics for the HST, Brakes and differential lock lever. Pedals and diff lock lever are positioned to accommodate a **North American Boot Size 10** without foot crowding between the pedals and seat base. Allowing the operator to operate the tractor without catching their footwear underneath the HST or brake pedals or catching the heel of footwear or pant leg on the differential lock lever. _____

PTO

9.20 Type Full independent of manual. _____

9.21 Rear (rpm) Approx. 540 rpm. _____

HYDRAULICS

9.22 Pump gpm **State** gpm. _____

9.23 Total flow **State** total gpm flow. _____

9.24 Mid mount hydraulic couplers Remote hydraulics with ability to control two (2) separate functions, quick release connectors. _____

9.25 Rear mount hydraulic couplers Remote hydraulics with ability to control Four (4) separate functions, quick release connectors. _____

9.26 Hitch lift **State** hitch lift capacity. _____

9.27 Hitch category Adjustable category I-II (3) point hitch. With draw bar. With telescopic lower link ends (adjustable length). _____

9.28 Adjustable stabilizer linkage To secure rear mounted attachments (check chains not acceptable). _____

9.29 Safety "U" Brackets/eyelets or equivalent For attachment of safety chains from attachments. _____

OPERATOR STATION

9.30 Instrumentation Alternates, warning light- engine oil pressure light. Gauges – water, fuel, tachometer w/ hour meter. _____

9.31 Hardtop canopy Over operator station (attached to ROPS). _____

9.32 Work lights LED Two (2) Front and two (2) rear work lights. _____

9.33	Seat	Adjustable seat (swivel), with air suspension.	_____
9.34	Fire extinguisher	2.5 lbs. High volume ABC type, State location.	_____
9.35	Safety lighting	Make and model Hella MLB 100 (12-24 VDC) P/N H27996001 (or equivalent in accordance to B6). Nonmagnetic (LED Micro Light Bar) wired directly to the ignition, mounted slightly behind top to centered on top of ROPS.	_____
9.36	Beacon guard	Ramped, heavy duty bolt-on metal guard, designed to permit servicing of beacon without being removed.	_____
9.37	Safety flashers, turn signals and brake lights	Safety flasher, turn signals and brake lights required.	_____
9.38	Slow moving sign	Slow-moving vehicle warning triangle.	_____
9.39	Back-up alarm	State dB.	_____
9.40	Horn	Located on steering wheel or dash panel.	_____

DIMENSIONS

9.41	Length	State overall length with 3 point hitch.	_____
9.42	Width	State overall width in inches.	_____
9.43	Wheelbase	State wheelbase in inches.	_____
9.44	Height	State height to top of canopy in inches.	_____
9.45	Weight	State total operating weight.	_____
9.46	Radius	State turning radius.	_____

TOOL BOX

9.47	Waterproof tool box	Made from metal for stowage of personal belongings. State location.	_____
------	---------------------	--	-------

ELECTRICAL & REMOTE VALVES

9.48	Light socket	7 pin connector implement light socket with capability to function brake lights of implements.	_____
------	--------------	--	-------

ATTACHMENTS: FRONT WEIGHT KIT

Note: Attachments to be priced only as indicated on Form B: Prices Section A.

Attachments (Section A). Unit will come with the following attachments

9.49	Front Detachable Weights	Front bracket assembly with retaining pin, quick attach pin. Five (5) approx. 60 lbs/each suitcase style weights. Total weight approx. 300 lbs.	_____
------	--------------------------	---	-------

TIRES

9.50	Tire size, turf	Turf tires Tread-R3, state tire size, make/model, front and rear.	_____
------	-----------------	--	-------

9.51	Spare tires and rims (turf)	One (1) front and one (1) rear.	_____
------	-----------------------------	---------------------------------	-------

9.52	Front fenders	One or two piece, designed to reduce road spray and covers full width of the tire.	_____
------	---------------	--	-------



10.0 **OPERATOR STATION ERGONOMICS**

Entry/ Exit

10.1	First step entry height	State , height of first step in inches.	_____
------	-------------------------	--	-------

10.2	First handhold entry height	State , first handhold entry height in inches.	_____
------	-----------------------------	---	-------

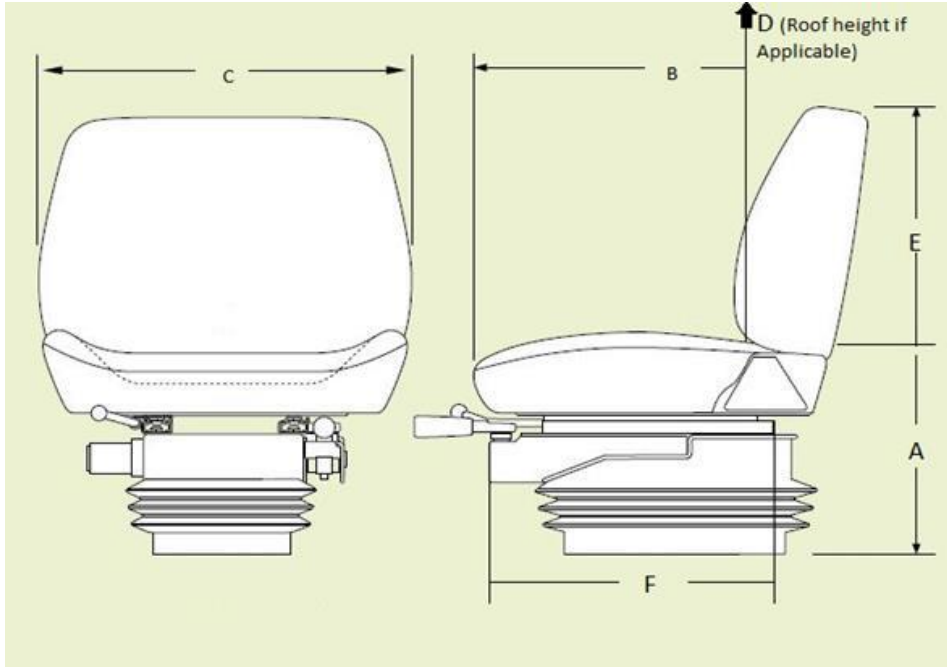
10.3	Access to equipment	State , door opening height in inches.	_____
------	---------------------	---	-------

10.4	Access to equipment	State , door opening width in inches.	_____
------	---------------------	--	-------

10.5	Designed to prevent slipping	Anti-slip steps/handholds (Y or N)?	_____
------	------------------------------	--	-------

Seat (use below diagram to answer questions)

10.6



- | | | | |
|-------|---|---|-------|
| 10.7 | Sitting height range from floor (where feet rest) (A) | State , seat height range in inches. | _____ |
| 10.8 | Seat length/depth (B) | State , seat length/depth in inches. | _____ |
| 10.9 | Seat width (C) | State , seat width in inches. | _____ |
| 10.10 | Cab height from seat to roof (if applicable) (D) | State , cab height range in inches. | _____ |
| 10.11 | Back rest height (E) | State , back rest height in inches. | _____ |
| 10.12 | Seat travel range (F) | State , seat travel in inches. | _____ |
| 10.13 | Lumbar support | Is lumbar support provided (Y or N)? | _____ |
| 10.14 | Head rest | Is head rest provided (Y or N)? | _____ |
| 10.15 | Seat is made of breathable material | State , type of seat material. | _____ |

Operation

- | | | | |
|-------|--|--|-------|
| 10.16 | Reaching distance to usual work | State , reaching distance in inches. | _____ |
| 10.17 | Maximum reaching distance | State , maximum reach distance in inches. | _____ |
| 10.18 | Adjustable pedals (accelerator/brake/clutch) | Are pedals adjustable (Y or N)? | _____ |
| 10.19 | Adjustable steering wheel | Is steering wheel adjustable (Y or N)? | _____ |
| 10.20 | Adjustable shoulder belt | Is belt adjustable and anchored (Y or N)? | _____ |

Cargo Area

- 10.21 Lid opens to provide adequate space Lid opens to provide adequate space. _____
- 10.22 Loading height **State**, trunk height in inches. _____

Environment

- 10.23 Operator compartment is insulated from equipment noise (while operating) **State**, dBA inside cab while operating. _____
- 10.24 Operator insulated from equipment vibration Is operator insulated from vibration (**Y or N**)? _____
- 10.25 Heating/cooling systems **State**, cab temperature range. _____
- 10.26 Cab lighting **State**, lumens inside cab. _____

11.0 **WARRANTY**

- 11.1 All warranty information shall be detailed and include all exclusions. The Contractor shall provide all published warranty information upon delivery of the equipment. Bidder shall state all warranty information. _____
- 11.2 Basic coverage **State:** _____ _____
- 11.3 Powertrain **State:** _____ _____
- 11.4 Hydraulics warranty **State:** _____ _____
- 11.5 Batteries warranty **State:** _____ _____
- 11.6 Tires warranty **State:** _____ _____
- 11.7 Electrical warranty **State:** _____ _____

12.0 **DELIVERY**

- 12.1 Delivery Point: The complete unit shall be serviced, ready for operation and delivered F.O.B. with the freight prepaid, including invoice and N.I.V.S. (if applicable) to the WFMA 185 Tecumseh Street, Winnipeg MB. _____
- 12.2 Delivery Time: To be delivered within the approximate time frame **March 1 to 15, 2022**. Equipment shall be delivered between 8:00 am and 2:00 pm on Business Days. _____
- 12.3 Delivery Contact: The Contractor shall contact the Contract Administrator prior to delivery of the equipment. _____
- 12.4 P.D.I: A pre-delivery inspection shall be performed by the Contractor on the equipment. Proof upon inspection including completed check list. _____

13.0 **MANUALS**

- 13.1 Manuals supplied under this Contract. The manuals shall cover the complete equipment including all components thereof, CD or USD flash drive is preferred where available. _____
- 13.2 The following manuals shall be supplied with the units when delivered:
- a) Operator's manual – Three (3) per unit (one operator manual shall be sent to the Equipment Operator Training Branch. _____
 - b) Parts and service manuals – one (1) complete sets including preventative maintenance schedules. CDs or USB flash drive are preferred. _____
- 14.0 **FIRST SERVICE PREVENTATIVE MAINTENANCE KIT**
- 14.1 In order to assure minimum downtime of the equipment in future service, the Contractor shall provide one (1) complete replacement set of new OEM filters for each unit purchased. The set of required filters shall include (if applicable to the equipment type) air, fuel, oil, cab and hydraulic, or otherwise all known necessary common replacement filters required for the first preventative maintenance servicing. _____
- 14.2 The Contractor shall provide a list of factory recommended lubricants to be used with the equipment, as well as a complete cross reference guide for all warranty approved lubricants and filters that can be used during preventative maintenance servicing. _____
- 15.0 **PARTS/LABOUR PRICING**
- 15.1 Bidder to provide City of Winnipeg Parts Discount % Pricing from retail parts pricing. **State percentage discount-** %_____
- 15.2 Bidder to provide City of Winnipeg Labor Discount % Pricing from Retail shop labor rate. **State percentage discount-** %_____

FORM N: DETAILED SPECIFICATIONS 21038 (SECTION B)

AG TRACTOR 40HP PTO (WITH CAB)

1.0 INSTRUCTIONS FOR COMPLETION OF SPECIFICATIONS

- 1.1 All items in these specifications should be answered indicating compliance or non-compliance.
- 1.2 **Bidders shall state “yes” for compliance or state “deviation”**, or give a reply where requested to do so. Deviations and/or equivalents shall be clearly stated and fully detailed. Deviations and/or equivalents will be considered subject to evaluation. In every instance where a brand name or design specifications is used, the City will also consider deviations and/or equivalents.
- 1.3 Lengthy explanations of deviations may be included in a separate document and must reference the appropriate Detailed Specification.
- 1.4 Each Bidder is required to fill in every blank. Failure to do so may be used as a basis for rejection of bid.
- 1.5 It will be the responsibility of the Bidder to inform the City of any errors or omissions in these Detailed Specifications, for under this Contract, the Contractor shall be held responsible to ensure that the manufacturer will be responsible for the design, performance, reliability and satisfactory operational function of the unit.

2.0 DESCRIPTION OF EQUIPMENT

- 2.1 These specifications describe **Ag Tractor** and other equipment and features as specified herein.
- 2.2 The **Ag Tractor** shall be a new 2021 model year or newer.
- 2.3 The **Ag Tractor** and all other items/components shall be the manufacturer's latest model. The equipment shall be furnished complete and ready for operation. Any parts or accessories not specifically mentioned, but which are required to complete and place the equipment and associated attachments in successful operation shall be furnished as though specifically mentioned in these specifications. The equipment and associated attachments, and all parts thereof, shall conform in strength and quality of material and workmanship, to the best standards and engineering practice of the industry.
- 2.4 The **Ag Tractor** shall be the manufacturer's latest model, as may be modified by these specifications. The **Ag Tractor**, including all auxiliary equipment, shall be furnished complete and ready for use. All parts not specifically mentioned but which are required for the complete unit shall conform in strength, quality of material and workmanship, to the best standards and engineering practice in the industry.
- 2.5 The ratings specified herein merely state the minimum values acceptable to the City, not implying that those values are sufficient for the design of the particular equipment being bid.

3.0 OTHER SPECIFICATIONS AND STANDARDS

- 3.1 All applicable SAE Standards form an integral part of the vehicle specifications and shall have precedence in any conflict concerning minimum acceptable standards.
- 3.2 The **Ag Tractor** shall comply with the applicable regulations:

Transport Canada, National Safety Mark, NSM: <http://www.tc.gc.ca/eng/acts-regulations/acts-road.htm>

Manitoba Safety and Health Regulation, Parts 12, 16, 22: <https://web2.gov.mb.ca/laws/statutes/ccsm/w210e.php>

Canadian Motor Vehicle Safety Standards C.M.V.S.S. http://laws-lois.justice.gc.ca/eng/regulations/C.R.C.,_c._1038/section-sched3.html

Manitoba Highway Traffic Act regulations and requirements including, but not limited to, a Manitoba Government Inspection with Safety Sticker. <http://web2.gov.mb.ca/laws/regs/index.php?act=h60>

Canadian Standards Association, CSA: <http://www.csagroup.org/>

Under Writers of Canada, U/L: <http://www.ulc.ca/>

Society of Automotive Engineers, SAE: <http://www.sae.org/>

City of Winnipeg Lighting Visibility Standard: <http://winnipeg.ca/matmgt/pdfs/PublicWorksEquipLightingVisibility.pdf>

Manitoba Building Code: https://web2.gov.mb.ca/laws/regs/current/_pdf-regs.php?reg=31/2011

3.3 All welding and welding designs of the load supporting elements shall conform to the requirements of the Canadian Standards Association Standard (CSA) W47.1-03 and W59-03.

4.0 REFERENCES

4.1 Provide five (5) references where this equipment is used in a working environment where climatic conditions are similar to the City of Winnipeg.

5.0 MAKE & MODEL

5.1 State year, make and model being bid: _____

6.5 PERFORMANCE RELIABILITY

6.6 The responsibility for the design of the **Ag Tractor**, its performance and reliability shall rest upon the Contractor.

6.7 The term "repeated failures" as used herein is defined to mean that the same component, subassembly, or assembly develops repeated defects, breakdowns and/or malfunctions rendering the vehicle inoperative, or requiring repeated shop correction, service and/or replacement during the warranty period applicable for said component, subassembly, of assembly. Minor items or ordinary service adjustments are not included, or considered under the scope of "repeated failures", as well as other factors, such as operational damage due to accidents, misuse or lack of proper maintenance, service and lubrication attention by not following the manufacturer's preventative maintenance schedule.

6.8 Where the **Ag Tractor** develops "repeated failures" in service, the Contractor shall make any necessary engineering changes, repairs, alterations or modifications in order to guarantee reliability of performance.

6.9 The equipment shall be capable of consistent top performance in City of Winnipeg Environment. Note: The City of Winnipeg has four seasons with ambient temperatures ranging from approximately 90°F (32°C) to -40°F (-40°C).

7.2 FUEL

7.3 Where applicable, all equipment must be fully fueled upon delivery (no exceptions).

8.4 QUALIFICATIONS OF MANUFACTURER & CONTRACTOR

8.5 The manufacturer of the **Ag Tractor** shall have five (5) years continuous experience manufacturing the equipment.

8.6 The manufacturer shall have in effect a documented quality control program ensuring that the quality of materials and workmanship, including welding, conforms to the best standards and engineering practice of the industry.

8.7 The Contractor shall have five (5) years continuous experience servicing, repairing and maintaining **Ag Tractor** of the type being offered.

9.0 SPECIFICATIONS:

ENGINE

9.1 Engine type Diesel, **state** manufacturer. _____

9.2	Tier	Tier IV final, state .	_____
9.3	Engine HP (Gross)	Approx. 48 HP.	_____
9.4	PTO HP	Approx. 40 HP.	_____
9.5	Auto throttle	For synchronizing tractor speed and engine rpm.	_____
9.6	Cruise control	For constant working speed.	_____
9.7	Rated speed, RPM	State rated RPM Speed.	_____
9.8	Air cleaner	Dry type air cleaner.	_____
9.9	Fuel tank capacity	State capacity. The City of Winnipeg requires units to carry enough fuel to run 10hr shifts without refueling. Normal usage cutting grass and travel between work sites.	_____
9.10	Throttle	Hand or foot throttle control, state .	_____

ELECTRICAL

9.11	Alternator	Approx. 70 Amps, State .	_____
9.12	Lockable power disconnect switch	Connected to battery. Prevents low-draw accessories from draining battery in long-term storage. Switch to be lockable with a pad lock.	_____

DRIVE TRAIN

9.13	Transmission	Hydrostatic transmission 4 wheel drive, (3 speed with hi-low range) with adjustable hydrostatic response.	_____
9.14	No. of speeds	State , No. of speeds for forward and reverse.	_____
9.15	Brakes	Wet, multi disc.	_____
9.16	Steering	Hydrostatic power steering.	_____
9.17	Drive	4x4 (4 wheel drive) with rear differential lock.	_____
9.18	HST pedal(s)	Single or dual pedal, state .	_____
9.19	Pedal ergonomics for the HST, Brakes and differential lock lever.	Pedals and diff lock lever are positioned to accommodate a North American Boot Size 10 without foot crowding between the pedals and seat base. Allowing the operator to operate the tractor without catching their footwear underneath the HST or brake pedals or catching the heel of footwear or pant leg on the differential lock lever.	_____

PTO

- 9.20 Type Full independent of manual. _____
- 9.21 Rear (rpm) Approx. 540 rpm. _____

HYDRAULICS

- 9.22 Pump gpm **State** gpm. _____
- 9.23 Total flow **State** total gpm flow. _____
- 9.24 Mid mount hydraulic couplers Remote hydraulics with ability to control two (2) separate functions, quick release connectors. _____
- 9.25 Rear mount hydraulic couplers Remote hydraulics with ability to control Four (4) separate functions, quick release connectors. _____
- 9.26 Hitch lift **State** hitch lift capacity. _____
- 9.27 Hitch category Adjustable category I-II (3) point hitch. With draw bar. With telescopic lower link ends (adjustable length). _____
- 9.28 Adjustable stabilizer linkage To secure rear mounted attachments (check chains not acceptable). _____
- 9.29 Safety "U" Brackets/eyelets or equivalent For attachment of safety chains from attachments. _____

CAB

- 9.30 Factory cab After market not acceptable. _____
- 9.31 Instrumentation Alternates, warning light- engine oil pressure light. Gauges – water, fuel, tachometer w/ hour meter _____
- 9.32 Cab Cab with heat and A/C with ROPS with seat belt. _____
- 9.33 Cab doors Two (2) door opening. _____
- 9.34 Radio AM/FM/CD or MP3. _____
- 9.35 LED Work lights Two (2) front and two (2) rear work lights. _____
- 9.36 Seat Air ride seat with compressor. _____
- 9.37 Wipers Front and rear wiper/washer. _____
- 9.38 Air circulation Cab air recirculation. _____
- 9.39 Rear window defrost Electric grid on rear windows. _____

9.40	Roof vent (pop-up style)	Preferred but not required, state .	_____
9.41	Sun visor	Front.	_____
9.42	Cutter/breaker	Combination seat belt cutter and glass breaker.	_____
9.43	Fire extinguisher	2.5 lbs. High volume ABC type, State location.	_____
9.44	Safety lighting	Make and Model: Whelen L31 Series Super-LED, SAE Class 1 (or equivalent) Blue/Amber (individual control) Low Dome Beacon, 360 degree visibility. Wired through ignition, lights shall be wired for separate amber and separate blue labelled independently "winter", "off", "summer". The winter mode will turn on both blue and amber, the summer will only turn on the amber lights.	_____
9.45	Beacon guard	Ramped, heavy duty bolt-on metal guard, designed to permit servicing of beacon without being removed.	_____
9.46	Slow moving sign	Slow-moving vehicle warning triangle.	_____
9.47	Safety flashers, turn signals and brake lights	Safety flasher, turn signals and brake lights required.	_____
9.48	Back-up alarm	State dB.	_____
9.49	Horn	Located on steering wheel or dash panel	_____
9.50	Mirrors	Rear view and side view mirrors.	_____

DIMENSIONS

9.51	Length	State overall length with 3 point hitch.	_____
9.52	Width	State overall width in inches.	_____
9.53	Wheelbase	State wheelbase in inches.	_____
9.54	Height	State height to top of canopy in inches.	_____
9.55	Weight	State total operating weight.	_____
9.56	Radius	State turning radius.	_____

TOOL BOX

9.57	Waterproof tool box	Made from metal for stowage of personal belongings. State location.	_____
------	---------------------	--	-------

ELECTRICAL CONNECTOR

9.58 Light socket 7 pin connector implement light socket with capability to function brake lights of implements. _____

ATTACHMENTS: FRONT WEIGHT KIT

Note: Attachments to be priced only as indicated on Form B: Prices Section B.

Attachments (Section B). Unit will come with the following attachments

9.59 Front Detachable Weights Front bracket assembly with retaining pin, quick attach pin. Five (5) approx. 60 lbs/each suitcase style weights. Total weight approx. 300 lbs. _____

TIRES

9.60 Tire size, Ag Ag tires Tread-R1 **state** tire size, make/model, front and rear. _____

9.61 Spare tires and rims (Ag R1) One (1) front and one (1) rear. _____

9.62 Front fenders One or two piece, designed to reduce road spray and covers full width of the tire. _____



10.0 OPERATOR STATION ERGONOMICS

Entry/ Exit

10.1 First step entry height **State**, height of first step in inches. _____

10.2 First handhold entry height **State**, first handhold entry height in inches. _____

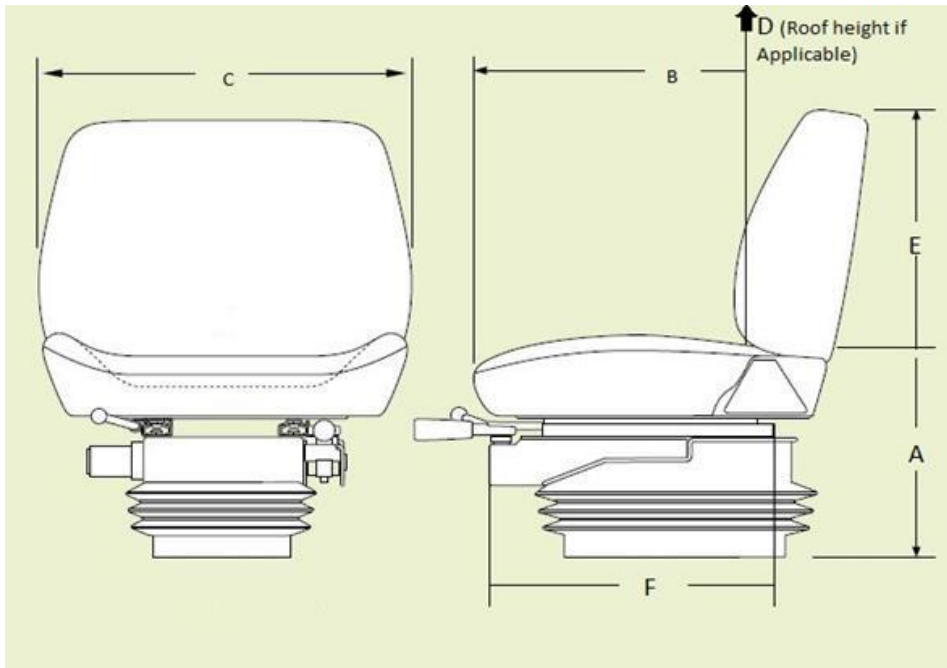
10.3 Access to equipment **State**, door opening height in inches. _____

10.4 Access to equipment **State**, door opening width in inches. _____

10.5 Designed to prevent slipping Anti-slip steps/handholds **(Y or N)?** _____

Seat (use below diagram to answer questions)

10.6



- | | | | |
|-------|---|---|-------|
| 10.7 | Sitting height range from floor (where feet rest) (A) | State , seat height range in inches. | _____ |
| 10.8 | Seat length/depth (B) | State , seat length/depth in inches. | _____ |
| 10.9 | Seat width (C) | State , seat width in inches. | _____ |
| 10.10 | Cab height from seat to roof (if applicable) (D) | State , cab height range in inches. | _____ |
| 10.11 | Back rest height (E) | State , back rest height in inches. | _____ |
| 10.12 | Seat travel range (F) | State , seat travel in inches. | _____ |
| 10.13 | Lumbar support | Is lumbar support provided (Y or N)? | _____ |
| 10.14 | Head rest | Is head rest provided (Y or N)? | _____ |
| 10.15 | Seat is made of breathable material | State , type of seat material. | _____ |

Operation

- | | | | |
|-------|--|--|-------|
| 10.16 | Reaching distance to usual work | State , reaching distance in inches. | _____ |
| 10.17 | Maximum reaching distance | State , maximum reach distance in inches. | _____ |
| 10.18 | Adjustable pedals (accelerator/brake/clutch) | Are pedals adjustable (Y or N)? | _____ |
| 10.19 | Adjustable steering wheel | Is steering wheel adjustable (Y or N)? | _____ |
| 10.20 | Adjustable shoulder belt | Is belt adjustable and anchored (Y or N)? | _____ |

Cargo Area

- 10.21 Lid opens to provide adequate space Lid opens to provide adequate space. _____
- 10.22 Loading height **State**, trunk height in inches. _____

Environment

- 10.23 Operator compartment is insulated from equipment noise (while operating) **State**, dBA inside cab while operating. _____
- 10.24 Operator insulated from equipment vibration Is operator insulated from vibration (**Y or N**)? _____
- 10.25 Heating/cooling systems **State**, cab temperature range. _____
- 10.26 Cab lighting **State**, lumens inside cab. _____

11.0 **WARRANTY**

- 11.1 All warranty information shall be detailed and include all exclusions. The Contractor shall provide all published warranty information upon delivery of the equipment. Bidder shall state all warranty information. _____
- 11.2 Basic coverage **State:** _____
- 11.3 Powertrain **State:** _____
- 11.4 Hydraulics warranty **State:** _____
- 11.5 Batteries warranty **State:** _____
- 11.6 Tires warranty **State:** _____
- 11.7 Electrical warranty **State:** _____

12.0 **DELIVERY**

- 12.1 Delivery Point: The complete unit shall be serviced, ready for operation and delivered F.O.B. with the freight prepaid, including invoice and N.I.V.S. (if applicable) to the WFMA 185 Tecumseh Street, Winnipeg MB. _____
- 12.2 Delivery Time: To be delivered within the approximate time frame **March 1 to 15, 2022**. Equipment shall be delivered between 8:00 am and 2:00 pm on Business Days. _____
- 12.3 Delivery Contact: The Contractor shall contact the Contract Administrator prior to delivery of the equipment. _____
- 12.4 P.D.I: A pre-delivery inspection shall be performed by the Contractor on the equipment. Proof upon inspection including completed check list. _____

13.0 **MANUALS**

- 13.1 Manuals supplied under this Contract. The manuals shall cover the complete equipment including all components thereof, CD or USD flash drive is preferred where available. _____
- 13.2 The following manuals shall be supplied with the units when delivered:
- a) Operator's manual – Three (3) per unit (one operator manual shall be sent to the Equipment Operator Training Branch. _____
 - b) Parts and service manuals – one (1) complete sets including preventative maintenance schedules. CDs or USB flash drive are preferred. _____
- 14.0 **FIRST SERVICE PREVENTATIVE MAINTENANCE KIT**
- 14.1 In order to assure minimum downtime of the equipment in future service, the Contractor shall provide one (1) complete replacement set of new OEM filters for each unit purchased. The set of required filters shall include (if applicable to the equipment type) air, fuel, oil, cab and hydraulic, or otherwise all known necessary common replacement filters required for the first preventative maintenance servicing. _____
- 14.2 The Contractor shall provide a list of factory recommended lubricants to be used with the equipment, as well as a complete cross reference guide for all warranty approved lubricants and filters that can be used during preventative maintenance servicing. _____
- 15.0 **PARTS/LABOUR PRICING**
- 15.1 Bidder to provide City of Winnipeg Parts Discount % Pricing from retail parts pricing. **State percentage discount-** %_____
- 15.2 Bidder to provide City of Winnipeg Labor Discount % Pricing from Retail shop labor rate. **State percentage discount-** %_____

FORM N: DETAILED SPECIFICATIONS 21039 (SECTION C)

AG TRACTOR 60HP PTO (OPEN STATION)

1.0 INSTRUCTIONS FOR COMPLETION OF SPECIFICATIONS

- 1.1 All items in these specifications should be answered indicating compliance or non-compliance.
- 1.2 **Bidders shall state “yes” for compliance or state “deviation”**, or give a reply where requested to do so. Deviations and/or equivalents shall be clearly stated and fully detailed. Deviations and/or equivalents will be considered subject to evaluation. In every instance where a brand name or design specifications is used, the City will also consider deviations and/or equivalents.
- 1.3 Lengthy explanations of deviations may be included in a separate document and must reference the appropriate Detailed Specification.
- 1.4 Each Bidder is required to fill in every blank. Failure to do so may be used as a basis for rejection of bid.
- 1.5 It will be the responsibility of the Bidder to inform the City of any errors or omissions in these Detailed Specifications, for under this Contract, the Contractor shall be held responsible to ensure that the manufacturer will be responsible for the design, performance, reliability and satisfactory operational function of the unit.

2.0 DESCRIPTION OF EQUIPMENT

- 2.1 These specifications describe **Ag Tractor** and other equipment and features as specified herein.
- 2.2 The **Ag Tractor** shall be a new 2021 model year or newer.
- 2.3 The **Ag Tractor** and all other items/components shall be the manufacturer's latest model. The equipment shall be furnished complete and ready for operation. Any parts or accessories not specifically mentioned, but which are required to complete and place the equipment and associated attachments in successful operation shall be furnished as though specifically mentioned in these specifications. The equipment and associated attachments, and all parts thereof, shall conform in strength and quality of material and workmanship, to the best standards and engineering practice of the industry.
- 2.4 The **Ag Tractor** shall be the manufacturer's latest model, as may be modified by these specifications. The **Ag Tractor**, including all auxiliary equipment, shall be furnished complete and ready for use. All parts not specifically mentioned but which are required for the complete unit shall conform in strength, quality of material and workmanship, to the best standards and engineering practice in the industry.
- 2.5 The ratings specified herein merely state the minimum values acceptable to the City, not implying that those values are sufficient for the design of the particular equipment being bid.

3.0 OTHER SPECIFICATIONS AND STANDARDS

- 3.1 All applicable SAE Standards form an integral part of the vehicle specifications and shall have precedence in any conflict concerning minimum acceptable standards.
- 3.2 The **Ag Tractor** shall comply with the applicable regulations:

Transport Canada, National Safety Mark, NSM: <http://www.tc.gc.ca/eng/acts-regulations/acts-road.htm>

Manitoba Safety and Health Regulation, Parts 12, 16, 22: <https://web2.gov.mb.ca/laws/statutes/ccsm/w210e.php>

Canadian Motor Vehicle Safety Standards C.M.V.S.S. http://laws-lois.justice.gc.ca/eng/regulations/C.R.C.,_c._1038/section-sched3.html

Manitoba Highway Traffic Act regulations and requirements including, but not limited to, a Manitoba Government Inspection with Safety Sticker. <http://web2.gov.mb.ca/laws/regs/index.php?act=h60>

Canadian Standards Association, CSA: <http://www.csagroup.org/>

Under Writers of Canada, U/L: <http://www.ulc.ca/>

Society of Automotive Engineers, SAE: <http://www.sae.org/>

City of Winnipeg Lighting Visibility Standard: <http://winnipeg.ca/matmgt/pdfs/PublicWorksEquipLightingVisibility.pdf>

Manitoba Building Code: https://web2.gov.mb.ca/laws/regs/current/_pdf-regs.php?reg=31/2011

3.3 All welding and welding designs of the load supporting elements shall conform to the requirements of the Canadian Standards Association Standard (CSA) W47.1-03 and W59-03.

4.0 REFERENCES

4.1 Provide five (5) references where this equipment is used in a working environment where climatic conditions are similar to the City of Winnipeg.

5.0 MAKE & MODEL

5.1 State year, make and model being bid: _____

6.0 PERFORMANCE RELIABILITY

6.1 The responsibility for the design of the **Ag Tractor**, its performance and reliability shall rest upon the Contractor.

6.2 The term “repeated failures” as used herein is defined to mean that the same component, subassembly, or assembly develops repeated defects, breakdowns and/or malfunctions rendering the vehicle inoperative, or requiring repeated shop correction, service and/or replacement during the warranty period applicable for said component, subassembly, of assembly. Minor items or ordinary service adjustments are not included, or considered under the scope of “repeated failures”, as well as other factors, such as operational damage due to accidents, misuse or lack of proper maintenance, service and lubrication attention by not following the manufacturer’s preventative maintenance schedule.

6.3 Where the **Ag Tractor** develops “repeated failures” in service, the Contractor shall make any necessary engineering changes, repairs, alterations or modifications in order to guarantee reliability of performance.

6.4 The equipment shall be capable of consistent top performance in City of Winnipeg Environment. Note: The City of Winnipeg has four seasons with ambient temperatures ranging from approximately 90°F (32°C) to -40°F (-40°C).

7.0 FUEL

7.1 Where applicable, all equipment must be fully fueled upon delivery (no exceptions).

8.0 QUALIFICATIONS OF MANUFACTURER & CONTRACTOR

8.9 The manufacturer of the **Ag Tractor** shall have five (5) years continuous experience manufacturing the equipment.

8.10 The manufacturer shall have in effect a documented quality control program ensuring that the quality of materials and workmanship, including welding, conforms to the best standards and engineering practice of the industry.

8.11 The Contractor shall have five (5) years continuous experience servicing, repairing and maintaining **Ag Tractor** of the type being offered.

9.0 SPECIFICATIONS:

ENGINE

9.1 Engine type Diesel, **state** manufacturer. _____

9.2	Tier	Tier IV final, state .	_____
9.3	Engine HP (Gross)	Approx. 70 HP.	_____
9.4	PTO HP	Approx. 60 HP.	_____
9.5	Auto throttle	For synchronizing tractor speed and engine rpm.	_____
9.6	Cruise control	For constant working speed.	_____
9.7	Rated speed, RPM	State rated RPM Speed.	_____
9.8	Air cleaner	Dry type air cleaner.	_____
9.9	Fuel tank capacity	State capacity. The City of Winnipeg requires units to carry enough fuel to run 10hr shifts without refueling. Normal usage cutting grass and travel between work sites.	_____
9.10	Throttle	Hand or foot throttle control, state .	_____

ELECTRICAL

9.11	Alternator	Approx. 45 Amps, State .	_____
9.12	Lockable power disconnect switch	Connected to battery. Prevents low-draw accessories from draining battery in long-term storage. Switch to be lockable with a pad lock.	_____

DRIVE TRAIN

9.13	Transmission	Power shuttle with 12 speeds, wet disc clutch.	_____
9.14	No. of speeds	State , No. of speeds for forward and reverse.	_____
9.15	Brakes	Wet, multi disc.	_____
9.16	Steering	Hydrostatic power steering.	_____
9.17	Drive	4x4 (4 wheel drive).	_____
9.18	Pedal ergonomics for the clutch, brakes and differential lock lever.	Pedals and diff lock lever are positioned to accommodate a North American Boot Size 10 without foot crowding between the pedals and seat base. Allowing the operator to operate the tractor without catching their footwear underneath the HST or brake pedals or catching the heel of footwear or pant leg on the differential lock lever.	_____

PTO

- 9.19 Type Full independent of manual. _____
- 9.20 Rear (rpm) Approx. 540 rpm. _____

HYDRAULICS

- 9.21 Pump gpm **State** gpm. _____
- 9.22 Total flow **State** total gpm flow. _____
- 9.23 Mid mount hydraulic couplers Remote hydraulics with ability to control two (2) separate functions, quick release connectors. _____
- 9.24 Rear mount hydraulic couplers Remote hydraulics with ability to control four (4) separate functions, quick release connectors. With hydraulic float function. _____
- 9.25 Hitch lift **State** hitch lift capacity. _____
- 9.26 Hitch category Adjustable category I-II (3) point hitch. With draw bar. With telescopic lower link ends (adjustable length). _____
- 9.27 Adjustable stabilizer linkage To secure rear mounted attachments (check chains not acceptable). _____
- 9.28 Safety “U” Brackets/eyelets or equivalent For attachment of safety chains from attachments. _____

OPERATOR STATION

- 9.29 Instrumentation Alternates, warning light- engine oil pressure light. Gauges – water, fuel, tachometer w/ hour meter. _____
- 9.30 Hardtop canopy Over operator station (attached to ROPS). _____
- 9.31 Work lights LED Two (2) Front and two (2) rear work lights. _____
- 9.32 Seat Adjustable seat (swivel), with air suspension. _____
- 9.33 Fire extinguisher 2.5 lbs. High volume ABC type, State location. _____
- 9.34 Safety lighting Make and model Hella MLB 100 (12-24 VDC) P/N H27996001 (or equivalent in accordance to B6). Nonmagnetic (LED Micro Light Bar) wired directly to the ignition, mounted slightly behind top to centered on top of ROPS. _____

9.35	Beacon guard	Ramped, heavy duty bolt-on metal guard, designed to permit servicing of beacon without being removed.	_____
9.36	Safety flashers, turn signals and brake lights	Safety flasher, turn signals and brake lights required.	_____
9.37	Slow moving sign	Slow-moving vehicle warning triangle.	_____
9.38	Back-up alarm	State dB.	_____
9.39	Horn	Located on steering wheel or dash panel.	_____

DIMENSIONS

9.40	Length	State overall length with 3 point hitch.	_____
9.41	Width	State overall width in inches.	_____
9.42	Wheelbase	State wheelbase in inches.	_____
9.43	Height	State height to top of canopy in inches.	_____
9.44	Weight	State total operating weight.	_____
9.45	Radius	State turning radius.	_____

TOOL BOX

9.46	Waterproof tool box	Made from metal for stowage of personal belongings. State location.	_____
------	---------------------	--	-------

ELECTRICAL CONNECTOR

9.47	Light socket	7 pin connector implement light socket with capability to function brake lights of implements.	_____
------	--------------	--	-------

ATTACHMENTS: FRONT WEIGHT KIT

Note: Attachments to be priced only as indicated on Form B: Prices Section C.

Attachments (Section C). Unit will come with the following attachments

9.48	Front Detachable weights	Front bracket assembly with retaining pin, quick attach pin. Five (5) approx. 60 lbs/each suitcase style weights. Total weight approx. 300 lbs.	_____
------	--------------------------	---	-------

TIRES

9.49	Tire size, turf	Turf tires Tread-R3, state tire size, make/model, front and rear.	_____
------	-----------------	--	-------

9.50 Spare tires and rims (turf) One (1) front and one (1) rear. _____

9.51 Front fenders One or two piece, designed to reduce road spray and covers full width of the tire. _____



10.0 **OPERATOR STATION ERGONOMICS**

Entry/ Exit

10.1 First step entry height **State**, height of first step in inches. _____

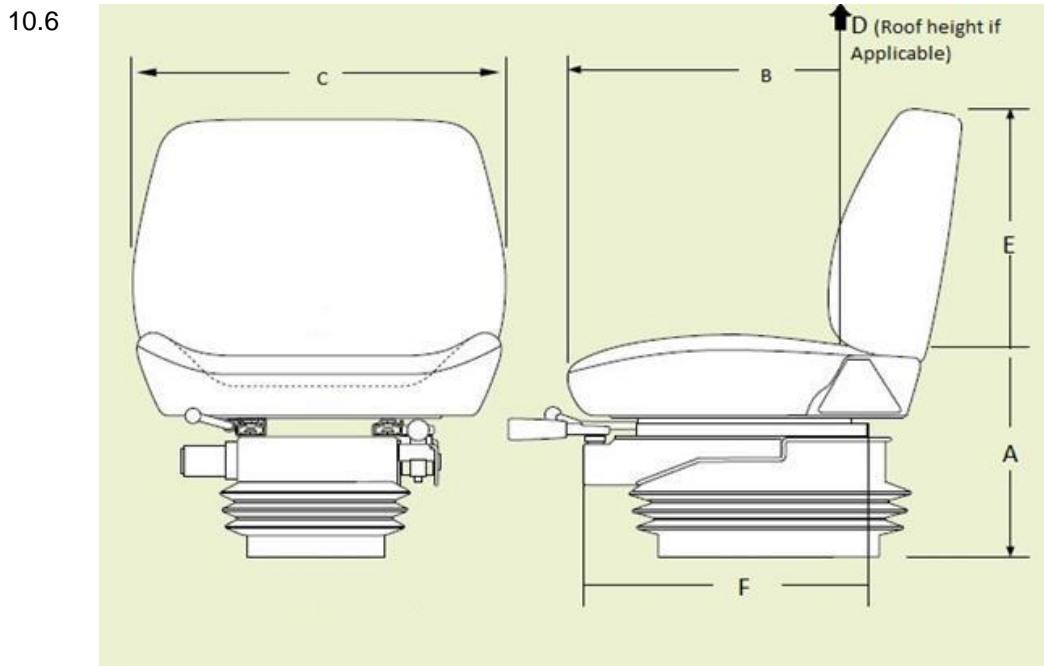
10.2 First handhold entry height **State**, first handhold entry height in inches. _____

10.3 Access to equipment **State**, door opening height in inches. _____

10.4 Access to equipment **State**, door opening width in inches. _____

10.5 Designed to prevent slipping Anti-slip steps/handholds **(Y or N)?** _____

Seat (use below diagram to answer questions)



10.7 Sitting height range from floor (where feet rest) (A) **State**, seat height range in inches. _____

- | | | | |
|-------|--|---|-------|
| 10.8 | Seat length/depth (B) | State , seat length/depth in inches. | _____ |
| 10.9 | Seat width (C) | State , seat width in inches. | _____ |
| 10.10 | Cab height from seat to roof (if applicable) (D) | State , cab height range in inches. | _____ |
| 10.11 | Back rest height (E) | State , back rest height in inches. | _____ |
| 10.12 | Seat travel range (F) | State , seat travel in inches. | _____ |
| 10.13 | Lumbar support | Is lumbar support provided (Y or N)? | _____ |
| 10.14 | Head rest | Is head rest provided (Y or N)? | _____ |
| 10.15 | Seat is made of breathable material | State , type of seat material. | _____ |

Operation

- | | | | |
|-------|--|--|-------|
| 10.16 | Reaching distance to usual work | State , reaching distance in inches. | _____ |
| 10.17 | Maximum reaching distance | State , maximum reach distance in inches. | _____ |
| 10.18 | Adjustable pedals (accelerator/brake/clutch) | Are pedals adjustable (Y or N)? | _____ |
| 10.19 | Adjustable steering wheel | Is steering wheel adjustable (Y or N)? | _____ |
| 10.20 | Adjustable shoulder belt | Is belt adjustable and anchored (Y or N)? | _____ |

Cargo Area

- | | | | |
|-------|-------------------------------------|--|-------|
| 10.21 | Lid opens to provide adequate space | Lid opens to provide adequate space. | _____ |
| 10.22 | Loading height | State , trunk height in inches. | _____ |

Environment

- | | | | |
|-------|--|---|-------|
| 10.23 | Operator compartment is insulated from equipment noise (while operating) | State , dBA inside cab while operating. | _____ |
| 10.24 | Operator insulated from equipment vibration | Is operator insulated from vibration (Y or N)? | _____ |
| 10.25 | Heating/cooling systems | State , cab temperature range. | _____ |
| 10.26 | Cab lighting | State , lumens inside cab. | _____ |

11.0 **WARRANTY**

- 11.1 All warranty information shall be detailed and include all exclusions. The Contractor shall provide all published warranty information upon delivery of the equipment. Bidder shall state all warranty information. _____
- 11.2 Basic coverage **State:** _____
- 11.3 Powertrain **State:** _____
- 11.4 Hydraulics warranty **State:** _____
- 11.5 Batteries warranty **State:** _____
- 11.6 Tires warranty **State:** _____
- 11.7 Electrical warranty **State:** _____

12.0 **DELIVERY**

- 12.1 Delivery Point: The complete unit shall be serviced, ready for operation and delivered F.O.B. with the freight prepaid, including invoice and N.I.V.S. (if applicable) to the WFMA 185 Tecumseh Street, Winnipeg MB. _____
- 12.2 Delivery Time: To be delivered within the approximate time frame **March 1 to 15, 2022**. Equipment shall be delivered between 8:00 am and 2:00 pm on Business Days. _____
- 12.3 Delivery Contact: The Contractor shall contact the Contract Administrator prior to delivery of the equipment. _____
- 12.4 P.D.I: A pre-delivery inspection shall be performed by the Contractor on the equipment. Proof upon inspection including completed check list. _____

13.0 **MANUALS**

- 13.1 Manuals supplied under this Contract. The manuals shall cover the complete equipment including all components thereof, CD or USD flash drive is preferred where available. _____
- 13.2 The following manuals shall be supplied with the units when delivered:
- a) Operator's manual – Three (3) per unit (one operator manual shall be sent to the Equipment Operator Training Branch. _____
- b) Parts and service manuals – one (1) complete sets including preventative maintenance schedules. CDs or USB flash drive are preferred. _____

14.0 **FIRST SERVICE PREVENTATIVE MAINTENANCE KIT**

- 14.1 In order to assure minimum downtime of the equipment in future service, the Contractor shall provide one (1) complete replacement set of new OEM filters for each unit purchased. The set of required filters shall include (if applicable to the equipment type) air, fuel, oil, cab and hydraulic, or otherwise all known necessary common replacement filters required for the first preventative maintenance servicing. _____

14.2 The Contractor shall provide a list of factory recommended lubricants to be used with the equipment, as well as a complete cross reference guide for all warranty approved lubricants and filters that can be used during preventative maintenance servicing. _____

15.0 **PARTS/LABOUR PRICING**

15.1 Bidder to provide City of Winnipeg Parts Discount % Pricing from retail parts pricing. **State percentage discount-** %_____

15.2 Bidder to provide City of Winnipeg Labor Discount % Pricing from Retail shop labor rate. **State percentage discount-** %_____

FORM N: DETAILED SPECIFICATIONS 21047 (SECTION D)

24-26 HP OPEN STATION OUT-FRONT MOWER WITH MOWER DECK

1.0 INSTRUCTIONS FOR COMPLETION OF SPECIFICATIONS

- 1.1 All items in these specifications should be answered indicating compliance or non-compliance.
- 1.2 **Bidders shall state “yes” for compliance or state “deviation”,** or give a reply where requested to do so. Deviations and/or equivalents shall be clearly stated and fully detailed. Deviations and/or equivalents will be considered subject to evaluation. In every instance where a brand name or design specifications is used, the City will also consider deviations and/or equivalents.
- 1.3 Lengthy explanations of deviations may be included in a separate document and must reference the appropriate Detailed Specification.
- 1.4 Each Bidder is required to fill in every blank. Failure to do so may be used as a basis for rejection of bid.
- 1.5 It will be the responsibility of the Bidder to inform the City of any errors or omissions in these Detailed Specifications, for under this Contract, the Contractor shall be held responsible to ensure that the manufacturer will be responsible for the design, performance, reliability and satisfactory operational function of the unit.

2.0 DESCRIPTION OF EQUIPMENT

- 2.1 These specifications describe **Out-Front Mower** and other equipment and features as specified herein.
- 2.2 The **Out-Front Mower** shall be a new 2021 model year or newer.
- 2.3 The **Out-Front Mower** and all other items/components shall be the manufacturer's latest model. The equipment shall be furnished complete and ready for operation. Any parts or accessories not specifically mentioned, but which are required to complete and place the equipment and associated attachments in successful operation shall be furnished as though specifically mentioned in these specifications. The equipment and associated attachments, and all parts thereof, shall conform in strength and quality of material and workmanship, to the best standards and engineering practice of the industry.
- 2.4 The **Out-Front Mower** shall be the manufacturer's latest model, as may be modified by these specifications. The **Out-Front Mower**, including all auxiliary equipment, shall be furnished complete and ready for use. All parts not specifically mentioned but which are required for the complete unit shall conform in strength, quality of material and workmanship, to the best standards and engineering practice in the industry.
- 2.5 The ratings specified herein merely state the minimum values acceptable to the City, not implying that those values are sufficient for the design of the particular equipment being bid.

3.0 OTHER SPECIFICATIONS AND STANDARDS

- 3.1 All applicable SAE Standards form an integral part of the vehicle specifications and shall have precedence in any conflict concerning minimum acceptable standards.
- 3.2 The **Out-Front Mower** shall comply with the applicable regulations:

Transport Canada, National Safety Mark, NSM: <http://www.tc.gc.ca/eng/acts-regulations/acts-road.htm>

Manitoba Safety and Health Regulation, Parts 12, 16, 22: <https://web2.gov.mb.ca/laws/statutes/ccsm/w210e.php>

Canadian Motor Vehicle Safety Standards C.M.V.S.S. http://laws-lois.justice.gc.ca/eng/regulations/C.R.C.,_c._1038/section-sched3.html

Manitoba Highway Traffic Act regulations and requirements including, but not limited to, a Manitoba Government Inspection with Safety Sticker. <http://web2.gov.mb.ca/laws/regs/index.php?act=h60>

Canadian Standards Association, CSA: <http://www.csagroup.org/>

Under Writers of Canada, U/L: <http://www.ulc.ca/>

Society of Automotive Engineers, SAE: <http://www.sae.org/>

City of Winnipeg Lighting Visibility Standard: <http://winnipeg.ca/matmgt/pdfs/PublicWorksEquipLightingVisibility.pdf>

Manitoba Building Code: https://web2.gov.mb.ca/laws/regs/current/_pdf-regs.php?reg=31/2011

- 3.3 All welding and welding designs of the load supporting elements shall conform to the requirements of the Canadian Standards Association Standard (CSA) W47.1-03 and W59-03.

4.0 REFERENCES

- 4.1 Provide five (5) references where this equipment is used in a working environment where climatic conditions are similar to the City of Winnipeg.

5.0 MAKE & MODEL

- 5.1 State year, make and model being bid: _____

6.0 PERFORMANCE RELIABILITY

- 6.1 The responsibility for the design of the **Out-Front Mower**, its performance and reliability shall rest upon the Contractor.
- 6.2 The term “repeated failures” as used herein is defined to mean that the same component, subassembly, or assembly develops repeated defects, breakdowns and/or malfunctions rendering the vehicle inoperative, or requiring repeated shop correction, service and/or replacement during the warranty period applicable for said component, subassembly, or assembly. Minor items or ordinary service adjustments are not included, or considered under the scope of “repeated failures”, as well as other factors, such as operational damage due to accidents, misuse or lack of proper maintenance, service and lubrication attention by not following the manufacturer’s preventative maintenance schedule.
- 6.3 Where the **Out-Front Mower** develops “repeated failures” in service, the Contractor shall make any necessary engineering changes, repairs, alterations or modifications in order to guarantee reliability of performance.
- 6.4 The equipment shall be capable of consistent top performance in City of Winnipeg Environment. Note: The City of Winnipeg has four seasons with ambient temperatures ranging from approximately 90°F (32°C) to -40°F (-40°C).

7.0 FUEL

- 7.1 Where applicable, all equipment must be fully fueled upon delivery (no exceptions).

8.0 QUALIFICATIONS OF MANUFACTURER & CONTRACTOR

- 8.1 The manufacturer of the **Out-Front Mower** shall have five (5) years continuous experience manufacturing the equipment.
- 8.2 The manufacturer shall have in effect a documented quality control program ensuring that the quality of materials and workmanship, including welding, conforms to the best standards and engineering practice of the industry.
- 8.3 The Contractor shall have five (5) years continuous experience servicing, repairing and maintaining **Out-Front Mower** of the type being offered.

9.0 SPECIFICATIONS:

DIMENSIONS

9.1	Overall height	Approx. 78 inches.	_____
9.2	Overall length	Approx. 96 inches.	_____
9.3	Overall width	Approx. 53 inches.	_____
9.4	Wheel base	Approx. 51 inches.	_____
9.5	Ground clearance	7.3 inches or greater. Ground clearance is critical for climbing curbs to access grass covered boulevards without damaging the undercarriage of the out-front mower, state: _____	_____
9.6	Weight	Approx. 1500-1900 lbs., state.	_____
9.7	Tread width	Approx. front 41 in. and rear 40 in.	_____

TRAVELING SPEEDS

9.8	Travel speed range	State, number of speed ranges.	_____
9.9	Forward speed max.	Approx. 16-20 km/h.	_____
9.10	Reverse speed max.	Approx. 8-11 km/h.	_____

POWER TAKE OF (PTO)

9.11	PTO system	Independent live, shaft drive. PTO system with guarding for drive shaft and mower deck pulleys and belts.	_____
9.12	PTO clutch	Wet multi discs, hydraulic or electric.	_____
9.13	Front	2000-2600 rpm.	_____

ENGINE

9.14	Engine type	Diesel, Tier IV interim or final, must meet current Emission Standards. Engine exhaust to be rear discharge. Engine hood to have prop rod or be tilt back past center type design.	_____
9.15	Torque	State	_____
9.16	Horsepower	Approx. Gross 24-26 HP.	_____
9.17	Cylinders	(3 or 4) cylinders, state.	_____
9.18	Cold weather start aid	Glow plugs.	_____
9.19	Cooling	Liquid.	_____
9.20	Air cleaner	Dual element dry type.	_____
9.21	Air restriction indicator	Gauge.	_____

9.22	Engine hood	Flanges guard in order to protect operator's hand.	_____
------	-------------	--	-------

FUEL

9.23	Fuel capacity	11-16 US gal State . The City of Winnipeg requires units to carry enough fuel to run 10hr shifts without refueling. Normal usage cutting grass and travel between work sites.	_____
------	---------------	---	-------

ELECTRICAL

9.24	Alternator	40-60 Amp alternator.	_____
------	------------	-----------------------	-------

9.25	Engine shutoff	Electrically activated engine stop mechanism.	_____
------	----------------	---	-------

9.26	Gauges	Electric fuel / engine temperature / hour meter / tachometer.	_____
------	--------	---	-------

9.27	Indicator lights	Glow plugs, electrical charge, engine oil pressure.	_____
------	------------------	---	-------

9.28	Lights	Tail reflectors.	_____
------	--------	------------------	-------

9.29	Lockable power disconnect switch	Connected to battery. Prevents low-draw accessories from draining battery in long-term storage. Switch to be lockable with a pad lock.	_____
------	----------------------------------	--	-------

**DRIVE TRAIN/TRANSMISSION/
STEERING**

9.30	Transmission type	Hydrostatic (forward & reverse).	_____
------	-------------------	----------------------------------	-------

9.31	HST pedal (s)	Single or dual pedal, state .	_____
------	---------------	--------------------------------------	-------

9.32	Clutch	Direct shaft.	_____
------	--------	---------------	-------

9.33	4-Wheel drive (4WD)	Fulltime, with locking differential.	_____
------	---------------------	--------------------------------------	-------

9.34	Mower drive	Shaft drive, front PTO.	_____
------	-------------	-------------------------	-------

9.35	Brakes	Disc, with parking brake.	_____
------	--------	---------------------------	-------

9.36	Steering	Hydrostatic, with tilt, steering wheel.	_____
------	----------	---	-------

TIRES

9.37	Front	Turf tire, 26x12-12 or 24x12-12 or appropriate tire size to achieve sufficient ground clearance (7.3" or greater) for the out-front mower to climb curbs without damaging the under carriage of the machine. state size:	_____
<hr/>			
9.38	Rear	Turf tire, 20x10-10 or 18x9.5-8 or appropriate tire size to achieve sufficient ground clearance (7.3" or greater) for the out-front mower to climb curbs without damaging the under carriage of the machine. state size:	_____
<hr/>			
9.39	Tire make and model	State: _____	_____
9.40	Spare tires and rims (turf)	One (1) front and one (1) rear. Tires mounted to rims.	_____

MOWER DECK

9.41	Mower deck	Rear discharge with guarding (mulching deck with cutting blades).	_____
9.42	Tilt function	Mower deck to have 45-90° tilt function for service of blades (maintenance and cleaning). With manual safety lock.	_____
9.43	Deck thickness	Steel 7 gauge.	_____
9.44	Cutting width	72 inch rear discharge.	_____
9.45	Cutting height	1 to 5 inches.	_____
9.46	Caster wheels	Front solid deck wheel.	_____
9.47	Anti-slip tape	On mower deck to assist climbing on and off the unit.	_____



9.48	Weight transfer	State type, (Front mounted Tension springs from mower deck to tractor not acceptable).	_____
9.49	Blades	Cutting blades only.	_____
9.50	Extra cutting blades	All units to come with an extra set of cutting blades.	_____

OPERATOR STATION/SAFETY EQUIPMENT

9.51	ROPS (Roll Over Protection Structure)	Standard, certified, foldable.	_____
9.52	OPC	Operator's presence control required.	_____
9.53	Seat	Adjustable seat, with air suspension or mechanical suspension. State _____	_____
9.54	Seat belts	Retractable seat belt.	_____
9.55	Lower floor panel	To be secured with a latch if removable. Surface to have an anti-slip tape.	_____



9.56	Parking brakes	With warning indicator.	_____
9.57	Lights	Head light.	_____
9.58	Back-up alarm	State dB.	_____
9.59	Safety	Slow-moving vehicle warning triangle, 2lbs. Type ABC fire extinguisher installed and fastened to rear of tractor. (Exact location to be determined prior to delivery)	_____
9.60	Safety lighting	Make and model Hella MLB 100 (12-24 VDC) P/N H27996001. Nonmagnetic (LED Micro Light Bar) wired directly to the ignition, mounted slightly behind top to centered on top of ROPS. (Exact location to be determined prior to delivery)	_____

HYDRAULIC SYSTEM

9.61	Type	Open center.	_____
9.62	Main pump	Gear type.	_____
9.63	2-point hitch	Standard.	_____
9.64	Lift control type	Hydraulic.	_____
9.65	Lift capacity	State lift capacity.	_____

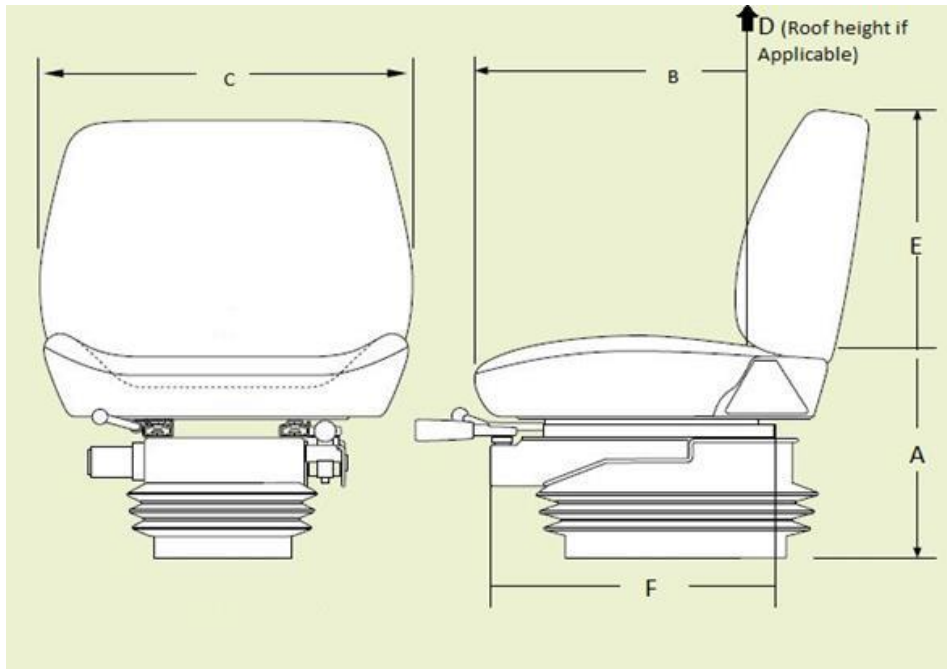
10.0 **OPERATOR STATION**
ERGONOMICS

Entry/ Exit

- | | | | |
|------|------------------------------|---|-------|
| 10.1 | First step entry height | State , height of first step in inches. | _____ |
| 10.2 | First handhold entry height | State , first handhold entry height in inches. | _____ |
| 10.3 | Access to equipment | State , door opening height in inches. | _____ |
| 10.4 | Access to equipment | State , door opening width in inches. | _____ |
| 10.5 | Designed to prevent slipping | Anti-slip steps/handholds (Y or N)? | _____ |

Seat (use below diagram to answer questions)

10.6



- | | | | |
|-------|---|---|-------|
| 10.7 | Sitting height range from floor (where feet rest) (A) | State , seat height range in inches. | _____ |
| 10.8 | Seat length/depth (B) | State , seat length/depth in inches. | _____ |
| 10.9 | Seat width (C) | State , seat width in inches. | _____ |
| 10.10 | Cab height from seat to roof (if applicable) (D) | State , cab height range in inches. | _____ |
| 10.11 | Back rest height (E) | State , back rest height in inches. | _____ |
| 10.12 | Seat travel range (F) | State , seat travel in inches. | _____ |
| 10.13 | Lumbar support | Is lumbar support provided (Y or N)? | _____ |
| 10.14 | Head rest | Is head rest provided (Y or N)? | _____ |
| 10.15 | Seat is made of breathable material | State , type of seat material. | _____ |

Cargo Area

- 10.16 Lid opens to provide adequate space _____
Lid opens to provide adequate space.
- 10.17 Loading height **State**, trunk height in inches. _____

Environment

- 10.18 Operator compartment is insulated from equipment noise (while operating) **State**, dBA inside cab while operating. _____
- 10.19 Operator insulated from equipment vibration Is operator insulated from vibration (**Y or N**)? _____
- 10.20 Heating/cooling systems **State**, cab temperature range. _____
- 10.21 Cab lighting **State**, lumens inside cab. _____

WARRANTY

- 11.0 **WARRANTY**
- 11.1 All warranty information shall be detailed and include all exclusions. The Contractor shall provide all published warranty information upon delivery of the equipment. Bidder shall state all warranty information.
- 11.2 Basic coverage **State:** _____
- 11.3 Powertrain **State:** _____
- 11.4 Hydraulics warranty **State:** _____
- 11.5 Batteries warranty **State:** _____
- 11.6 Tires warranty **State:** _____
- 11.7 Electrical warranty **State:** _____

DELIVERY

- 12.0 **DELIVERY**
- 12.1 Delivery Point: The complete unit shall be serviced, ready for operation and delivered F.O.B. with the freight prepaid, including invoice and N.I.V.S. (if applicable) to the WFMA 185 Tecumseh Street, Winnipeg MB _____
- 12.2 Delivery Time: To be delivered within the approximate time frame **March 1 to 15, 2022**. Equipment shall be delivered between 8:00 am and 2:00 pm on Business Days. _____
- 12.3 Delivery Contact: The Contractor shall contact the Contract Administrator prior to delivery of the equipment. _____
- 12.4 P.D.I: A pre-delivery inspection shall be performed by the Contractor on the equipment. Proof upon inspection including completed check list _____

MANUALS

13.0

13.1 Manuals supplied under this contract. The manuals shall cover the complete equipment including all components thereof, CD or USD flash drive is preferred where available. _____

13.2 The following manuals shall be supplied with the units when delivered:

a) Operator's manual – Three (3) per unit (one operator manual shall be sent to the Equipment Operator Training Branch. _____

b) Parts and service manuals – one (1) complete sets including preventative maintenance schedules. CDs or USB flash drive are preferred. _____

14.0 **FIRST SERVICE PREVENTATIVE MAINTENANCE KIT**

14.1 In order to assure minimum downtime of the equipment in future service, the Contractor shall provide one (1) complete replacement set of new OEM filters for each unit purchased. The set of required filters shall include (if applicable to the equipment type) air, fuel, oil, cab and hydraulic, or otherwise all known necessary common replacement filters required for the first preventative maintenance servicing. _____

14.2 The Contractor shall provide a list of factory recommended lubricants to be used with the equipment, as well as a complete cross reference guide for all warranty approved lubricants and filters that can be used during preventative maintenance servicing. _____

15.0 **PARTS/LABOUR PRICING**

15.1 Bidder to provide City of Winnipeg Parts Discount % Pricing from retail parts pricing. **State percentage discount-** %_____

15.2 Bidder to provide City of Winnipeg Labor Discount % Pricing from Retail shop labor rate. **State percentage discount-** %_____