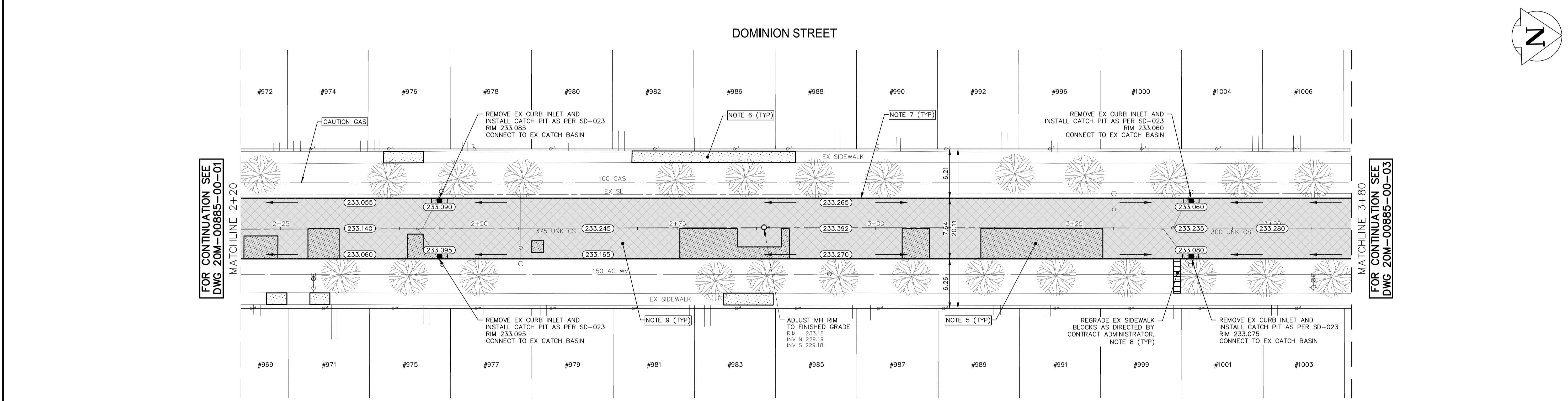
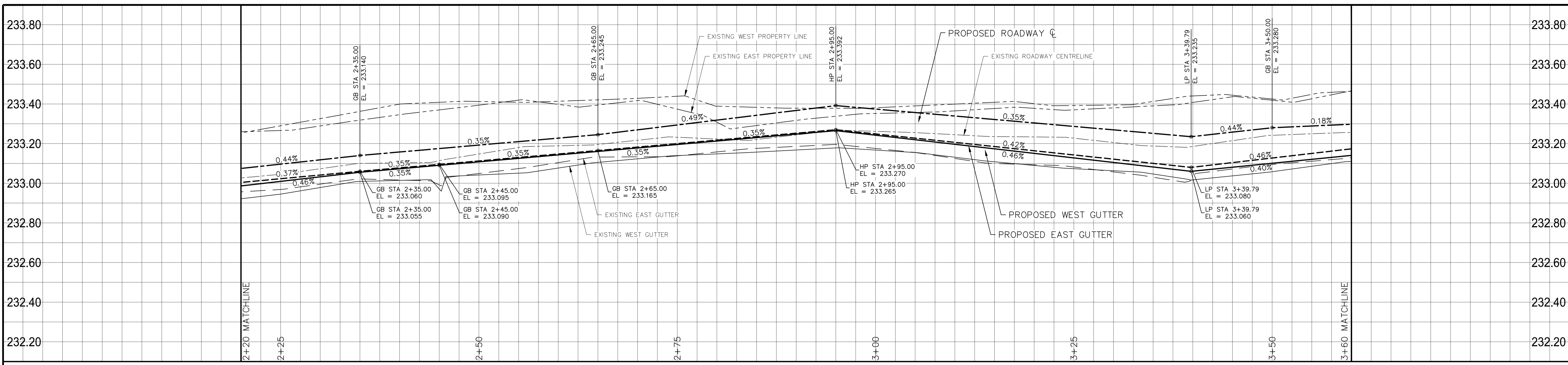
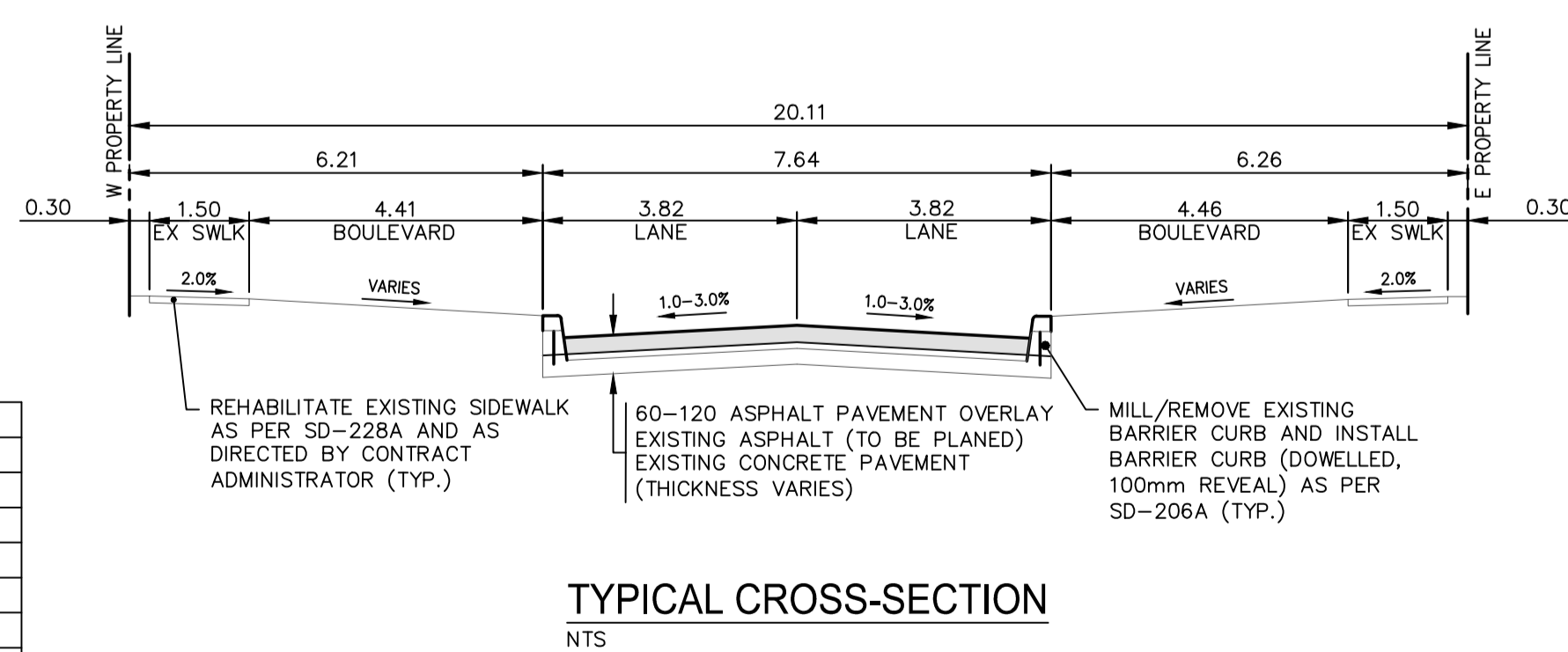


Feb 24, 2021 - 6:26pm P:\2020_20M-00885-00 - 2021 Local Street and Alley Renewal\05 2021 Local Streets\10 Drawings\03 Working Drawings\20M-00885-00-Dominion St_Ellice to Sargent_Plan&Profile.dwg - Tab:7-2021_Drawing_20M-00885-00-02-RD



- NOTES:**
1. ALL WORK AND MATERIALS TO BE IN ACCORDANCE WITH THE LATEST REVISION OF THE CITY OF WINNIPEG STANDARD CONSTRUCTION SPECIFICATIONS.
 2. CONTRACTOR TO CONFIRM THE LOCATION OF ALL UTILITIES/SERVICES IN THE FIELD PRIOR TO CONSTRUCTION.
 3. ALL ROADWAY DIMENSIONS SHOWN ARE TO BACK OF CURB.
 4. EXISTING ASPHALT TO BE PLANED AS SHOWN OR AS DIRECTED BY CONTRACT ADMINISTRATOR.
 5. 150mm PARTIAL CONCRETE SLAB PATCHES SHOWN ARE ONLY A REPRESENTATIVE APPROXIMATION OF THE TENDERED QUANTITIES.
 6. EXISTING SIDEWALK TO BE RENEWED AS PER SD-228A AND AS DIRECTED BY CONTRACT ADMINISTRATOR.
 7. PLANE/REMOVE EXISTING CURB AND CONSTRUCT BARRIER CURB (100mm REVEAL) AS PER SD-206A AND AS DIRECTED BY CONTRACT ADMINISTRATOR.
 8. ALL PRIVATE WALKWAYS TO BE ADJUSTED TO NEW SIDEWALK OR TOP OF CURB ELEVATION, AS DIRECTED BY THE CONTRACT ADMINISTRATOR.
 9. PAVEMENT REPAIR FABRIC TO BE INSTALLED AS DIRECTED BY CONTRACT ADMINISTRATOR.
 10. MODIFIED BARRIER CURB TO BE CONSTRUCTED AT ALL INTERSECTION RADII AND ALLEY RADII.
 11. CONTRACTORS TO TAKE PRECAUTIONARY STEPS TO PROTECT EXISTING TREES WITHIN THE LIMITS OF CONSTRUCTION FROM DAMAGE FROM CONSTRUCTION ACTIVITIES AS OUTLINED IN THE SPECIFICATIONS.
 12. LAMP STANDARDS, HYDRO POLES, AND ANCHORS THAT REQUIRE TEMPORARY SUPPORT, REMOVAL OR REPLACEMENT, TO BE DONE SO AT THE EXPENSE OF THE CONTRACTOR AS NECESSARY.
 13. ALL BOULEVARDS TO BE SODDED UNLESS OTHERWISE NOTED.
 14. ADJUST ALL WATER VALVES, HYDRANTS, MANHOLES, AND CATCH BASINS IN WORK AREA TO GRADE.



EXISTING	LEGEND-PLAN	PROPOSED	EXISTING	LEGEND-PLAN	PROPOSED	EXISTING	LEGEND-PROFILE	PROPOSED
---	WATER MAIN	---	---	IRON BAR	---	---	---	---
---	LAND DRAINAGE SEWER	---	---	HYDRO POLE & LIGHT STANDARD	---	---	---	---
---	WASTE WATER SEWER	---	---	LIGHT STANDARD OR TRAFFIC SIGNAL	---	---	---	---
---	HYDRO	---	---	HYDRO POLE	---	---	---	---
---	BELL/MTS	---	---	CURB RAMP	---	---	---	---
---	GAS	---	---	DETECTABLE WARNING SURFACE TILE	---	---	---	---
---	SIGNALS	---	---	EDGE OF SIDEWALK	---	---	---	---
○	MANHOLE	○	---	FENCE	---	---	---	---
□	CATCH BASIN	□	---	PROPERTY LINE	---	---	---	---
△	CURB INLET	△	---	EDGE OF ASPHALT	---	---	---	---
△	UTILITIES ADJUSTED	△	---	EDGE OF CONCRETE	---	---	---	---
⌋	PLUG	⌋	---	MODIFIED BARRIER CURB	---	---	---	---
◇	HYDRANT	◇	---	BARRIER CURB	---	---	---	---
⊗	VALVE	⊗	---	BARRIER CURB AND GUTTER	---	---	---	---
⊙	CURB STOP	⊙	---	CONC SIDEWALK	---	---	---	---
---	GROUND GRADE	---	---	CONCRETE SLAB	---	---	---	---
---	PAVEMENT GRADE	---	---	ASPHALT	---	---	---	---
---	ANCHOR	---	---	MILLED SURFACE	---	---	---	---
---	CIVIC ADDRESS	---	---	PAVEMENT REPAIR FABRIC	---	---	---	---

LOCATIONS APPROVED UNDERGROUND STRUCTURES

SIGNED BY: _____ DATE: _____

NO. REVISIONS DATE BY

LOCATION OF UNDERGROUND STRUCTURES AS SHOWN ARE BASED ON THE BEST INFORMATION AVAILABLE BUT NO GUARANTEE IS GIVEN THAT ALL EXISTING UTILITIES ARE SHOWN OR THAT THE GIVEN LOCATIONS ARE EXACT CONFIRMATION OF EXISTANCE AND EXACT LOCATION OF ALL SERVICES MUST BE OBTAINED FROM THE INDIVIDUAL UTILITIES BEFORE PROCEEDING

G.B.M. TOP NUT OF FIRE HYDRANT AT SOUTH EAST CORNER OF DOMINION ST AT ELLICE AVE 233.479

wsp

DESIGNED BY: RH CHECKED BY: RH

DRAWN BY: RH/SB APPROVED BY: SM

WSP Canada Inc. Suite 111 - 93 Lombard Ave Winnipeg, MB R3B 3B1 t. 204.943.3178 f. 204.943.4948 www.wsp.com

WORK SCALE: 1:250 VERTICAL: 1:10

RELEASED FOR CONSTRUCTION: _____

DATE: AUGUST 2020

FOR TENDER PURPOSES ONLY

NOT FOR CONSTRUCTION

METRIC
WHOLE NUMBERS INDICATE MILLIMETRES
DECIMALIZED NUMBERS INDICATE METRES

ENGINEERS GEOSCIENTISTS MANITOBA
Certificate of Authorization
WSP Canada Inc.
No. 5750

THE CITY OF WINNIPEG
PUBLIC WORKS DEPARTMENT
ENGINEERING SERVICES DIVISION

2021 LOCAL STREET RENEWALS

DOMINION STREET

ASPHALT REHABILITATION STA. 2+20 TO STA. 3+80

CITY DRAWING NUMBER: ---
SHEET: 2 OF 23

TENDER NO. 7-2021

CONSULTANT ACAD DWG. NO. 20M-00885-00-02