

TIPS ON FERTILIZING TREES

Tree fertilization can be accomplished by a number of methods. Most common methods include surface broadcasting, liquid root feeding and drill-hole method. The drill-hole method is described below and can be done easily by the tree owner. Use a drill to create holes as indicated. Add approximately 15 grams (1 tablespoon) of the chosen fertilizer into each hole. Fill each hole with soil, sand or peat moss. Water the area well. Slow-release fertilizers are recommended for trees as they supply minerals to the roots more gradually over time than readily soluble fertilizers.

Figure 1: Side view showing fertilizer holes.

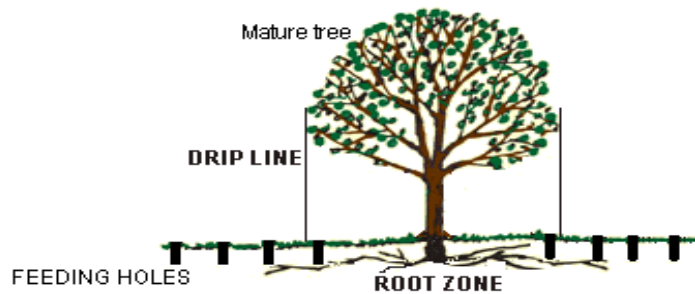


Figure 2: Aerial view showing placement of fertilizer holes around new or mature trees. Recommended spacing is 0.75 m (2' apart).

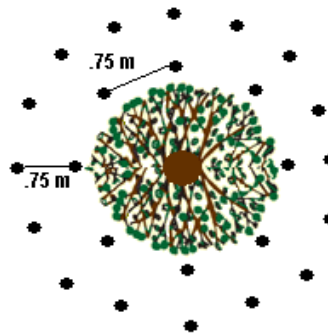
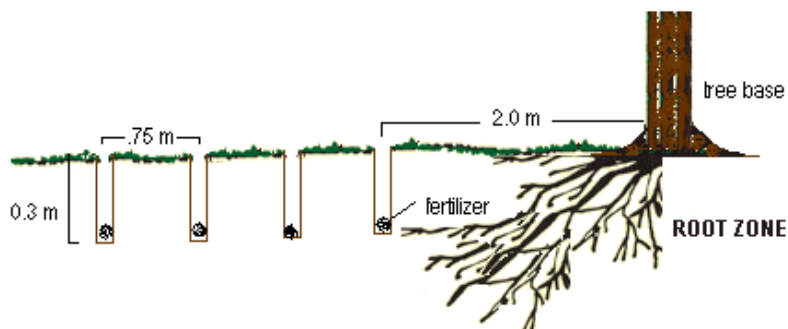


Figure 3: Detailed schematic of fertilizer hole and fertilizer placement. Use approximately 15 gm (1 tablespoon) fertilizer per hole. Fill hole with sand or peat. Water in very well.



Embrace the Spirit • Vivez l'esprit